

Parts Catalog

This “Parts Catalog” volume describes each part installed in the array.

Contents

Chapter 1. Parts Catalog.....	PARTS 01-0000
1.1 How to Use This Parts Catalog.....	PARTS 01-0000
1.2 System of Parts Catalog.....	PARTS 01-0010
1.3 Parts Catalog	PARTS 01-0020

Chapter 1. Parts Catalog

This chapter contains catalogs of the parts of the array and the devices composing the system. Names and installation locations of parts are shown for the each model and the device. In addition, classification of parts (into maintenance parts and optional parts) is also contained.

1.1 How to Use This Parts Catalog

① No.	② PART NUMBER	④ NAME OF PART	⑦ UNIT PER ASSY	⑧ REMARK
1- 1 2 3 4 5 6 7 8 9 10 11 12 13 14	2103668-A	DF850-CBL FINAL ASSY (RK40) (SEE LIST 3-1-1) • CONTROLLER (DF-F850-CTLL) •• HOST I/O MODULE (DF-F850-HMF84) CANISTER UNIT (DF-F850-AKH146) CANISTER UNIT (DF-F850-AKH300)	1 to 2 (2 to 15) (2 to 15)	SP, OP SP, OP SP, OP

① : Indicates a list number of an assembly which is a broad division of the array.

② : Indicates a serial number of a part listed in the above list.

③ : Indicates a part number (drawing number).

④ : Indicates relationship of parts as follows.

No dots: Main assembly

• : Detail part of a main assembly

•• : Detail part of a one-dot subassembly

••• : Detail part of a two-dot subassembly

⑤ : Indicates a part name

⑥ : Indicates a number of a detailed list when it exists. (Ex.: See No. 3-1-1.)

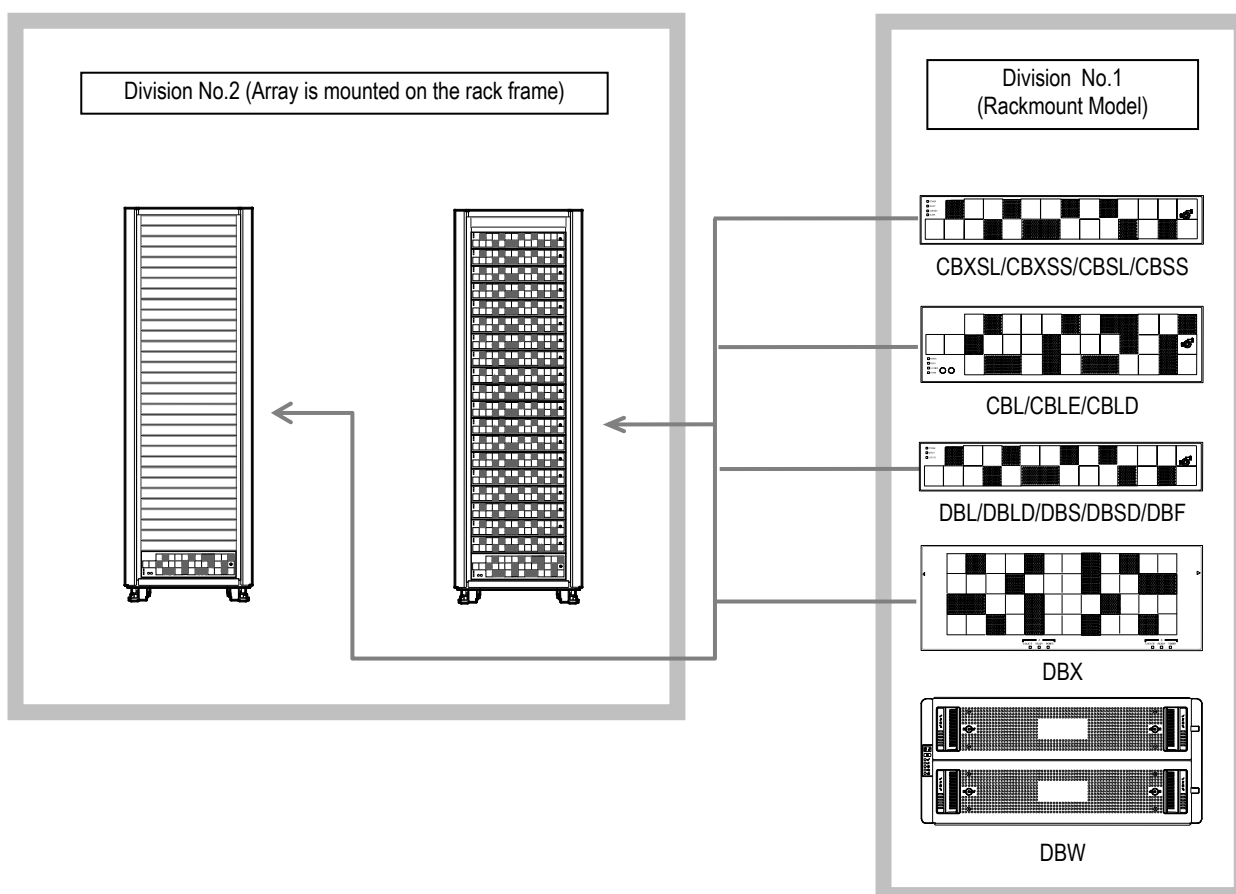
⑦ : Indicates a quantity per assembly.

Number in parentheses indicates the minimum and maximum quantities of the installed parts.

⑧ : SP and OP means maintenance part and optional part respectively.

1.2 System of Parts Catalog

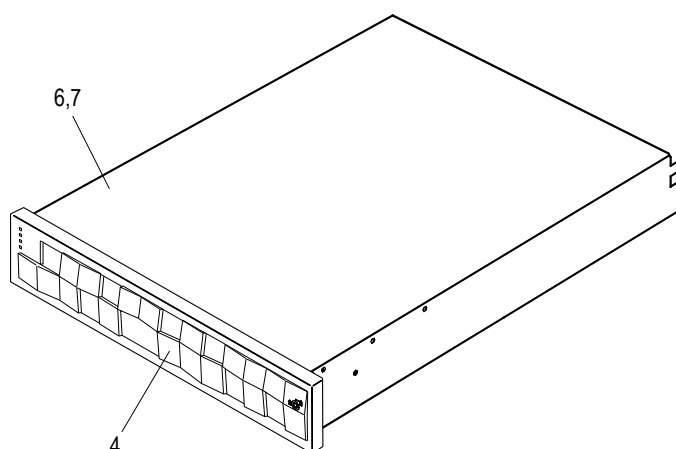
The parts and devices which compose the system are classified as shown below.



Division	Classification	Name of Part	No.	Sheet No.
1	Rackmount Model	DF850-CBXSL	1-1	PARTS 01-0020
		DF850-CBXSS	1-2	PARTS 01-0050
		DF850-CBSL	1-3	PARTS 01-0080
		DF850-CBSS	1-4	PARTS 01-0110
		DF850-CBL	1-5	PARTS 01-0140
		DF850-CBLE	1-6	PARTS 01-0161
		DF850-CBLD	1-7	PARTS 01-0164
		DF-F850-DBL	1-8	PARTS 01-0170
		DF-F850-DBLD	1-9	PARTS 01-0191
		DF-F850-DBS	1-10	PARTS 01-0200
		DF-F850-DBSD	1-11	PARTS 01-0221
		DF-F850-DBF	1-12	PARTS 01-0224
		DF-F850-DBX	1-13	PARTS 01-0230
		DF-F850-DBW	1-14	PARTS 01-0251
2	Array is mounted on the rack frame	Rackmount Model with RK40 Rack frame	2-1	PARTS 01-0260

1.3 Parts Catalog

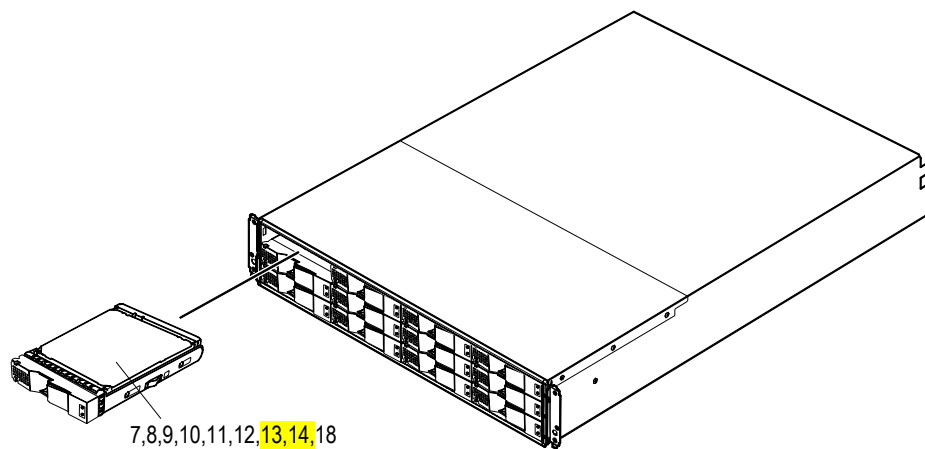
No. 1-1 DF850-CBXSL



No.1-1 CBXSL (1)

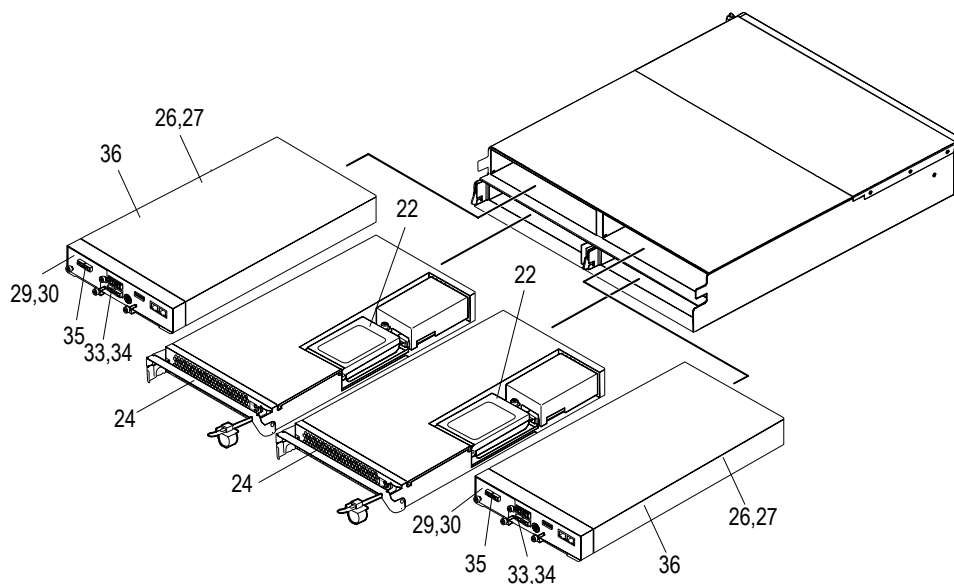
No.	PART NUMBER	NAME OF PART	UNIT PER ASSY	REMARK
1-1-		DF850-CBXSL		
1				
2				
3				
4	3285062-B	• FRONT BEZEL	1	SP
5				
6	3285128-A	• CONTROLLER BOX (FRAME)	1	SP
7	3285128-E	• CONTROLLER BOX (FRAME) (RoHS2)	1	SP

No. 1-1 DF850-CBXSL



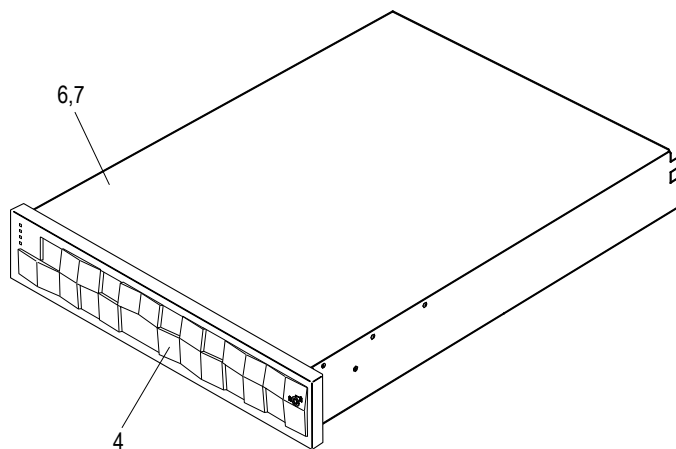
No.1-1 CBXSL (2)

No.	PART NUMBER	NAME OF PART	UNIT PER ASSY	REMARK
1-1-		DF850-CBXSL		
7	3285067-A	SAS7.2K DRIVE CANISTER (1,956.94 G bytes) (DF-F850-2TNL)	2 to 12	SP, OP
8	3285067-B	SAS7.2K DRIVE CANISTER (2,935.96 G bytes) (DF-F850-3TNL)	2 to 12	SP, OP
9	3285067-C	SAS7.2K DRIVE CANISTER (3,915.01 G bytes) (DF-F850-4TNL)	2 to 12	SP, OP
10	3285461-D	SAS Drive (287.62 G bytes) (DF-F850-3HGSLH)	2 to 12	SP, OP
11	3285461-G	SAS Drive (879.98 G bytes) (DF-F850-9HGSL)	2 to 12	SP, OP
12	3285461-A	FLASH DRIVE CANISTER (195.82 G bytes) (DF-F850-2HGDML)	2 to 12	SP, OP
13	3285461-B	FLASH DRIVE CANISTER (392.73 G bytes) (DF-F850-4HGDML)	2 to 12	SP, OP
14	3285461-C	FLASH DRIVE CANISTER (786.59 G bytes) (DF-F850-8HGDML)	2 to 12	SP, OP
15				
16				
17				
18		• DUMMY (DRIVE)	0 to 10	
19				
20				

No. 1-1 DF850-CBXSL

No.1-1 CBXSL (3)

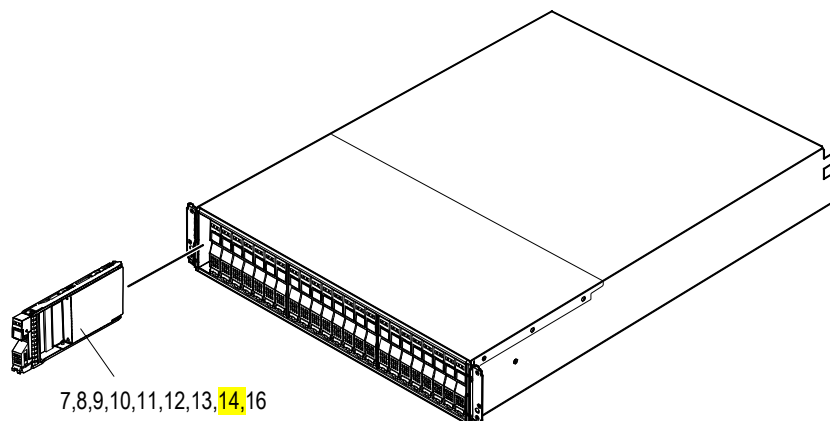
No.	PART NUMBER	NAME OF PART	UNIT PER ASSY	REMARK
1-1-		DF850-CBXSL		
21				
22	3285118-A	• CACHE BACKUP BATTERY (DF-F850-BACBS)	2	SP
23				
24	3285122-A	• POWER UNIT	2	SP
25				
26	3285173-A	• CONTROLLER (CTLXS)	1 to 2	SP, OP
27	3285173-E	• CONTROLLER (CTLXSR) (RoHS2)	1 to 2	SP, OP
28				
29	3285158-B	•• HOST I/O BOARD (DF-F850-HBS102)	0 to 2	SP, OP
30	3285186-A	•• HOST I/O BOARD (DF-F850-HBS12)	0 to 2	SP, OP
31				
32				
33	3285226-B	HOST CONNECTOR (8 G bps)	4 to 8	SP, OP
34	3285226-E	HOST CONNECTOR (8 G bps) (RoHS2)	4 to 8	SP, OP
35	3276337-C/ 3285396-A	HOST CONNECTOR (10 G bps iSCSI)	0 to 4	SP, OP
36	3285136-A	•• CACHE MEMORY (DF-F850-CMM4)	1 to 2	SP, OP
37				
38				

No. 1-2 DF850-CBXSS

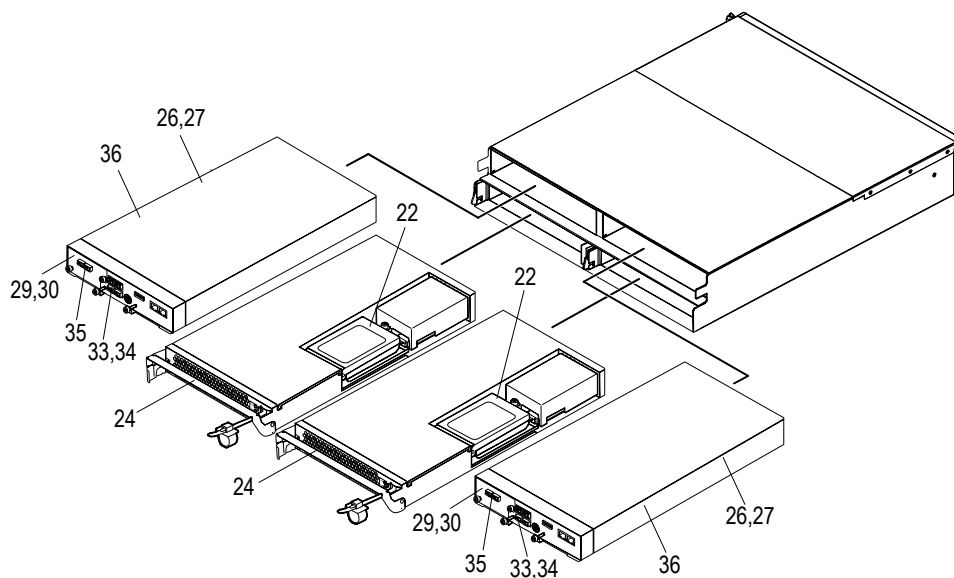


No.1-2 CBXSS (1)

No.	PART NUMBER	NAME OF PART	UNIT PER ASSY	REMARK
1-2-		DF850-CBXSS		
1				
2				
3				
4	3285062-B	• FRONT BEZEL	1	SP
5				
6	3285137-A	• CONTROLLER BOX (FRAME)	1	SP
7	3285137-E	• CONTROLLER BOX (FRAME) (RoHS2)	1	SP

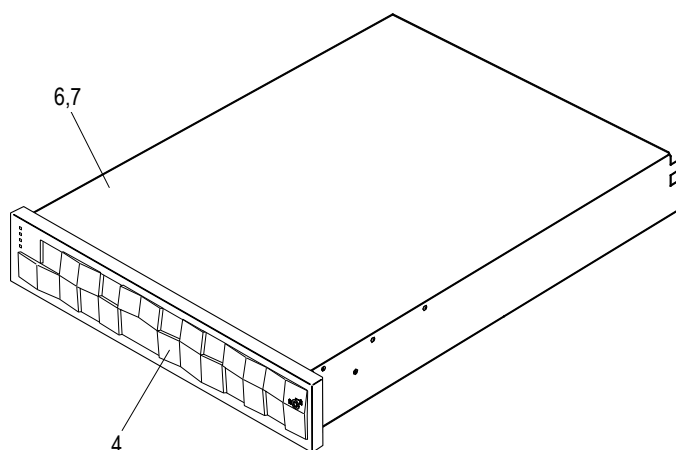
No. 1-2 DF850-CBXSS

No.1-2 CBXSS (2)

No.	PART NUMBER	NAME OF PART	UNIT PER ASSY	REMARK
1-2-		DF850-CBXSS		
7	3282390-C	SAS DRIVE CANISTER (287.62 G bytes) (DF-F850-3HGSS)	2 to 24	SP, OP
8	3285276-A	SAS DRIVE CANISTER (287.62 G bytes) (DF-F850-3HGSSH)	2 to 24	SP, OP
9	3282390-A	SAS DRIVE CANISTER (575.30 G bytes) (DF-F850-6HGSS)	2 to 24	SP, OP
10	3282390-D	SAS DRIVE CANISTER (879.98 G bytes) (DF-F850-9HGSS)	2 to 24	SP, OP
11	3282390-E	SAS DRIVE CANISTER (1,173.71 G bytes) (DF-F850-12HGSS)	2 to 24	SP, OP
12	3285262-A	FLASH DRIVE CANISTER (195.82 G bytes) (DF-F850-2HGDM)	2 to 24	SP, OP
13	3285262-B	FLASH DRIVE CANISTER (392.73 G bytes) (DF-F850-4HGDM)	2 to 24	SP, OP
14	3285262-C	FLASH DRIVE CANISTER (786.59 G bytes) (DF-F850-8HGDM)	2 to 24	SP, OP
15		<ul style="list-style-type: none"> DUMMY (DRIVE) 	0 to 22	
16				
17				
18				
19				
20				

No. 1-2 DF850-CBXSS

No.1-2 CBXSS (3)

No.	PART NUMBER	NAME OF PART	UNIT PER ASSY	REMARK
1-2-		DF850-CBXSS		
21				
22	3285118-A	• CACHE BACKUP BATTERY (DF-F850-BACBS)	2	SP
23				
24	3285122-A	• POWER UNIT	2	SP
25				
26	3285173-A	• CONTROLLER (CTLXS)	1 to 2	SP, OP
27	3285173-E	• CONTROLLER (CTLXSR) (RoHS2)	1 to 2	SP, OP
28				
29	3285158-B	•• HOST I/O BOARD (DF-F850-HBS102)	0 to 2	SP, OP
30	3285186-A	•• HOST I/O BOARD (DF-F850-HBS12)	0 to 2	SP, OP
31				
32				
33	3285226-B	HOST CONNECTOR (8 G bps)	4 to 8	SP, OP
34	3285226-E	HOST CONNECTOR (8 G bps) (RoHS2)	4 to 8	SP, OP
35	3276337-C/ 3285396-A	HOST CONNECTOR (10 G bps iSCSI)	0 to 4	SP, OP
36	3285136-A	•• CACHE MEMORY (DF-F850-CMM4)	1 to 2	SP, OP
37				
38				

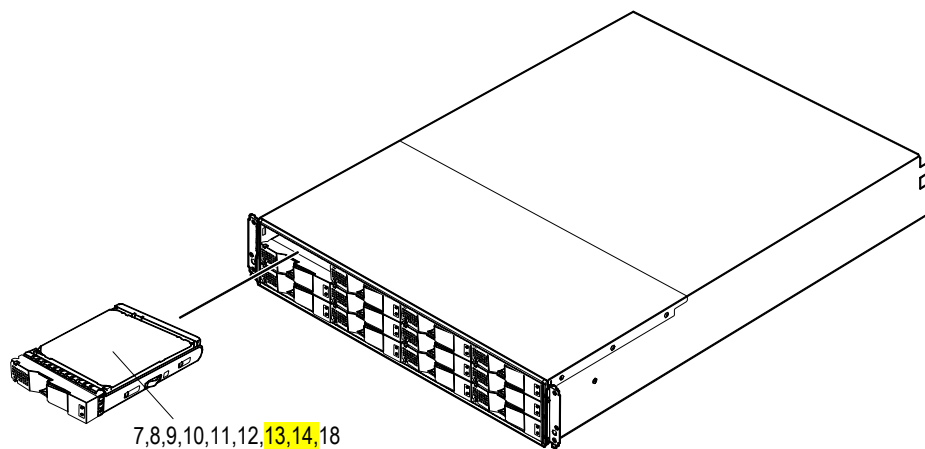
No. 1-3 DF850-CBSL



No.1-3 CBSL (1)

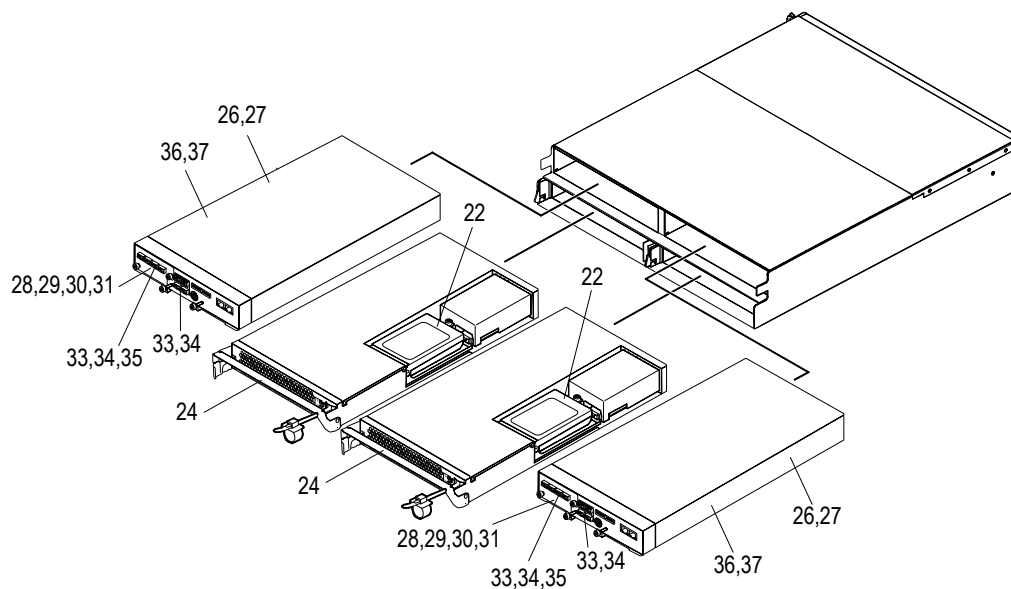
No.	PART NUMBER	NAME OF PART	UNIT PER ASSY	REMARK
1-3-		DF850-CBSL		
1				
2				
3				
4	3285062-B	• FRONT BEZEL	1	SP
5				
6	3285128-A	• CONTROLLER BOX (FRAME)	1	SP
7	3285128-E	• CONTROLLER BOX (FRAME) (RoHS2)	1	SP

No. 1-3 DF850-CBSL



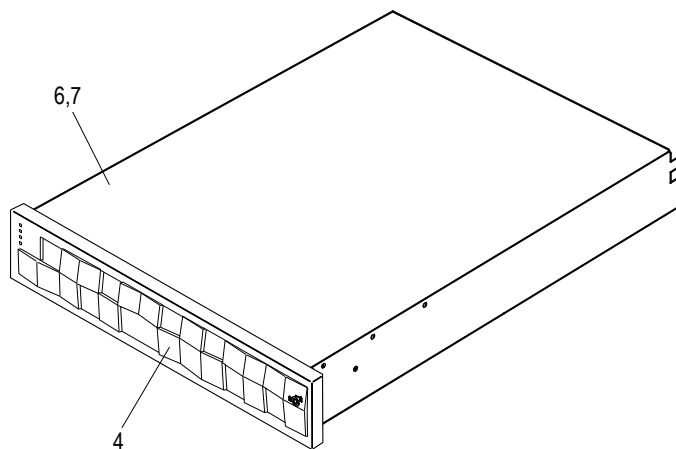
No.1-3 CBSL (2)

No.	PART NUMBER	NAME OF PART	UNIT PER ASSY	REMARK
1-3-		DF850-CBSL		
7	3285067-A	SAS7.2K DRIVE CANISTER (1,956.94 G bytes) (DF-F850-2TNL)	2 to 12	SP, OP
8	3285067-B	SAS7.2K DRIVE CANISTER (2,935.96 G bytes) (DF-F850-3TNL)	2 to 12	SP, OP
9	3285067-C	SAS7.2K DRIVE CANISTER (3,915.01 G bytes) (DF-F850-4TNL)	2 to 12	SP, OP
10	3285461-D	SAS Drive (287.62 G bytes) (DF-F850-3HGSLH)	2 to 12	SP, OP
11	3285461-G	SAS Drive (879.98 G bytes) (DF-F850-9HGSL)	2 to 12	SP, OP
12	3285461-A	FLASH DRIVE CANISTER (195.82 G bytes) (DF-F850-2HGDML)	2 to 12	SP, OP
13	3285461-B	FLASH DRIVE CANISTER (392.73 G bytes) (DF-F850-4HGDML)	2 to 12	SP, OP
14	3285461-C	FLASH DRIVE CANISTER (786.59 G bytes) (DF-F850-8HGDML)	2 to 12	SP, OP
15				
16				
17				
18		• DUMMY (DRIVE)	0 to 10	
19				
20				

No. 1-3 DF850-CBSL

No.1-3 CBSL (3)

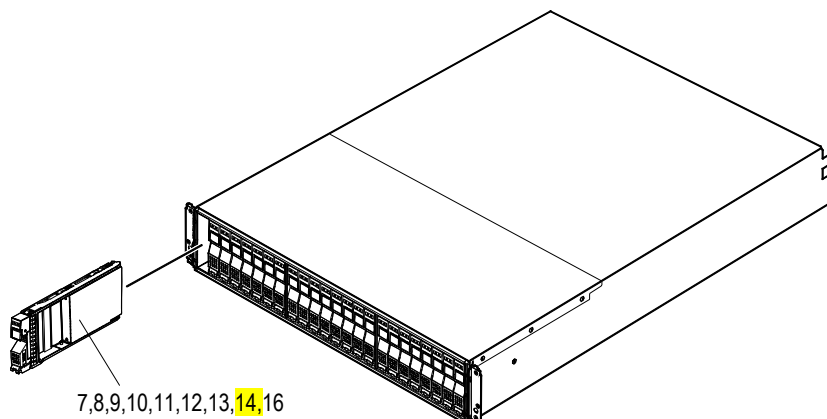
No.	PART NUMBER	NAME OF PART	UNIT PER ASSY	REMARK
1-3-		DF850-CBSL		
21				
22	3285118-A	• CACHE BACKUP BATTERY (DF-F850-BACBS)	2	SP
23				
24	3285122-A	• POWER UNIT	2	SP
25				
26	3285172-A	• CONTROLLER (CTL5)	1 to 2	SP, OP
27	3285172-E	• CONTROLLER (CTLSR) (RoHS2)	1 to 2	SP, OP
28	3285133-A	•• HOST I/O BOARD (DF-F850-HBF84)	0 to 2	SP, OP
29	3285133-E	•• HOST I/O BOARD (DF-F850-HBF84R) (RoHS2)	0 to 2	SP, OP
30	3285158-B	•• HOST I/O BOARD (DF-F850-HBS102)	0 to 2	SP, OP
31	3285186-A	•• HOST I/O BOARD (DF-F850-HBS12)	0 to 2	SP, OP
32				
33	3285226-B	HOST CONNECTOR (8 G bps)	4 to 16	SP, OP
34	3285226-E	HOST CONNECTOR (8 G bps) (RoHS2)	4 to 16	SP, OP
35	3276337-C/ 3285396-A	HOST CONNECTOR (10 G bps iSCSI)	0 to 4	SP, OP
36	3285136-A	•• CACHE MEMORY (DF-F850-CCMM4)	2 to 4	SP, OP
37	3285367-A	•• CACHE MEMORY (DF-F850-CMM8)	2 to 4	SP, OP
38				

No. 1-4 DF850-CBSS



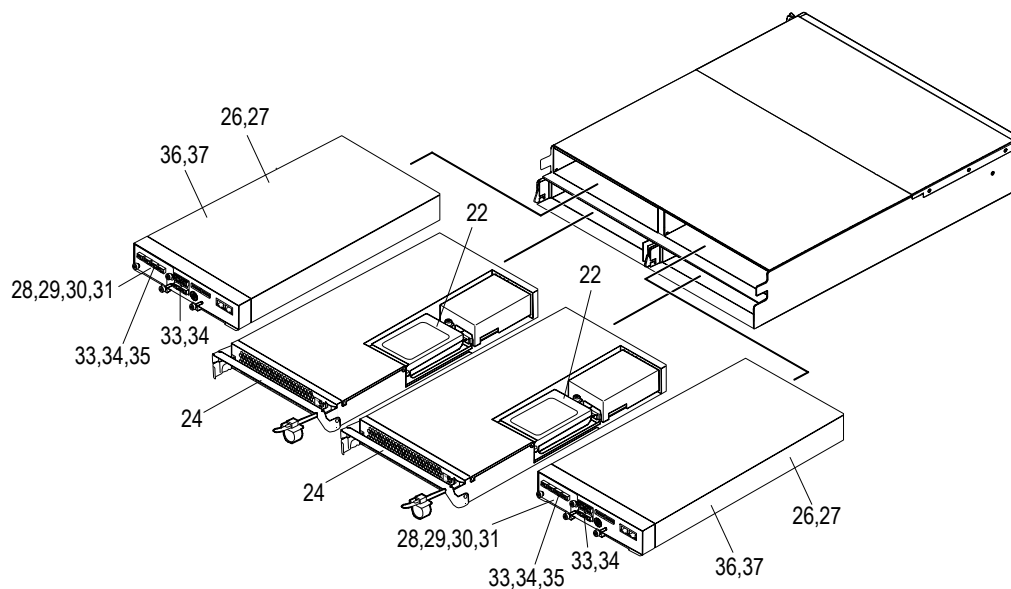
No.1-4 CBSS (1)

No.	PART NUMBER	NAME OF PART	UNIT PER ASSY	REMARK
1-4-		DF850-CBSS		
1				
2				
3				
4	3285062-B	• FRONT BEZEL	1	SP
5				
6	3285137-A	• CONTROLLER BOX (FRAME)	1	SP
7	3285137-E	• CONTROLLER BOX (FRAME) (RoHS2)	1	SP

No. 1-4 DF850-CBSS

No.1-4 CBSS (2)

No.	PART NUMBER	NAME OF PART	UNIT PER ASSY	REMARK
1-4-		DF850-CBSS		
7	3282390-C	SAS DRIVE CANISTER (287.62 G bytes) (DF-F850-3HGSS)	2 to 24	SP, OP
8	3285276-A	SAS DRIVE CANISTER (287.62 G bytes) (DF-F850-3HGSSH)	2 to 24	SP, OP
9	3282390-A	SAS DRIVE CANISTER (575.30 G bytes) (DF-F850-6HGSS)	2 to 24	SP, OP
10	3282390-D	SAS DRIVE CANISTER (879.98 G bytes) (DF-F850-9HGSS)	2 to 24	SP, OP
11	3282390-E	SAS DRIVE CANISTER (1,173.71 G bytes) (DF-F850-12HGSS)	2 to 24	SP, OP
12	3285262-A	FLASH DRIVE CANISTER (195.82 G bytes) (DF-F850-2HGDM)	2 to 24	SP, OP
13	3285262-B	FLASH DRIVE CANISTER (392.73 G bytes) (DF-F850-4HGDM)	2 to 24	SP, OP
14	3285262-C	FLASH DRIVE CANISTER (786.59 G bytes) (DF-F850-8HGDM)	2 to 24	SP, OP
15				
16		• DUMMY (DRIVE)	0 to 22	
17				
18				
19				
20				

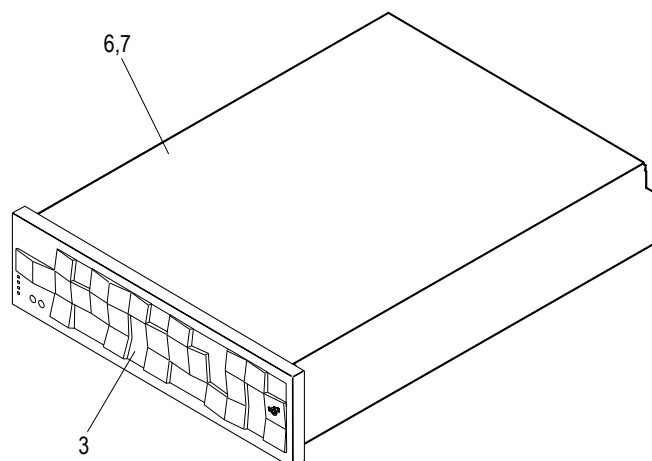
No. 1-4 DF850-CBSS



No.1-4 CBSS (3)

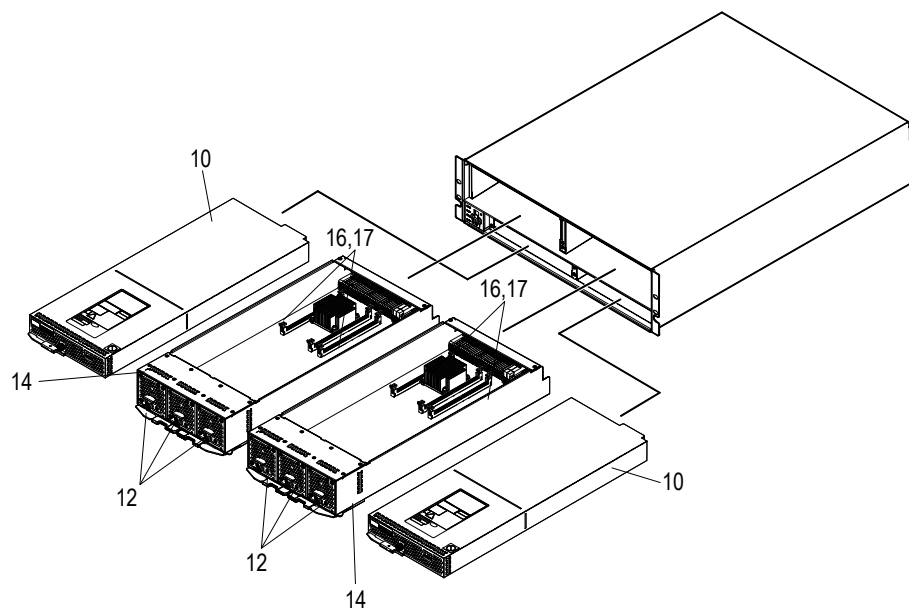
No.	PART NUMBER	NAME OF PART	UNIT PER ASSY	REMARK
1-4-		DF850-CBSS		
21				
22	3285118-A	• CACHE BACKUP BATTERY (DF-F850-BACBS)	2	SP
23				
24	3285122-A	• POWER UNIT	2	SP
25				
26	3285172-A	• CONTROLLER (CTLS)	1 to 2	SP, OP
27	3285172-E	• CONTROLLER (CTLSR) (RoHS2)	1 to 2	SP, OP
28	3285133-A	•• HOST I/O BOARD (DF-F850-HBF84)	0 to 2	SP, OP
29	3285133-E	•• HOST I/O BOARD (DF-F850-HBF84R) (RoHS2)	0 to 2	SP, OP
30	3285158-B	•• HOST I/O BOARD (DF-F850-HBS102)	0 to 2	SP, OP
31	3285186-A	•• HOST I/O BOARD (DF-F850-HBS12)	0 to 2	SP, OP
32				
33	3285226-B	HOST CONNECTOR (8 G bps)	4 to 16	SP, OP
34	3285226-E	HOST CONNECTOR (8 G bps) (RoHS2)	4 to 16	SP, OP
35	3276337-C/ 3285396-A	HOST CONNECTOR (10 G bps iSCSI)	0 to 4	SP, OP
36	3285136-A	•• CACHE MEMORY (DF-F850-CCMM4)	2 to 4	SP, OP
37	3285367-A	•• CACHE MEMORY (DF-F850-CMM8)	2 to 4	SP, OP
38				

No. 1-5 DF850-CBL

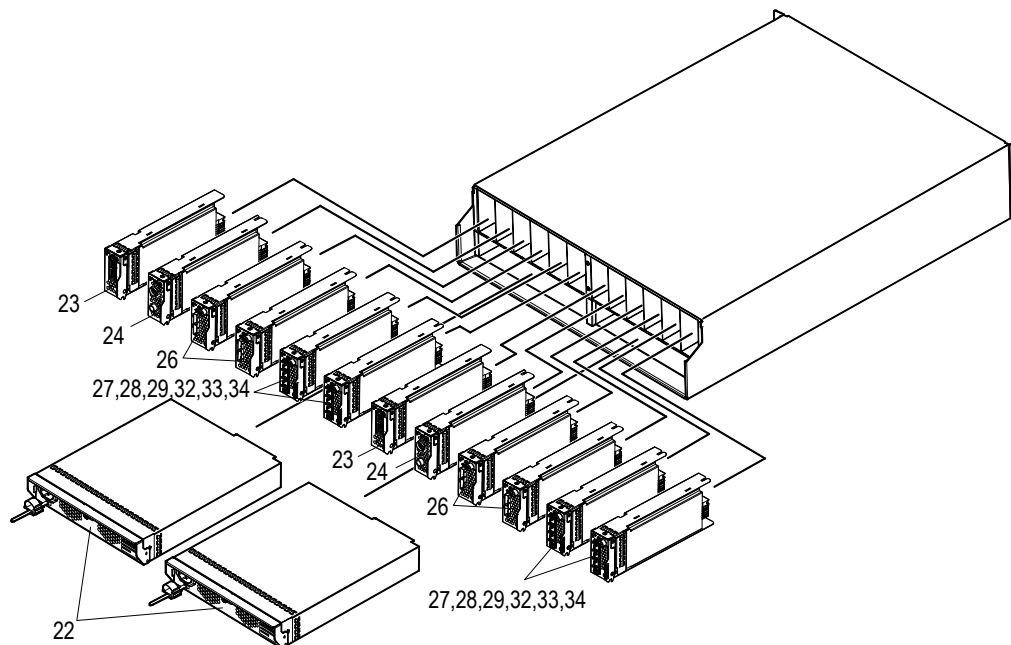


No.1-5 CBL (1)

No.	PART NUMBER	NAME OF PART	UNIT PER ASSY	REMARK
1-5-		DF850-CBL		
1				
2				
3	3285163-A	• FRONT BEZEL	1	SP
4				
5				
6	3285176-A	• CONTROLLER BOX (FRAME)	1	SP
7	3285176-E	• CONTROLLER BOX (FRAME) (RoHS2)	1	SP

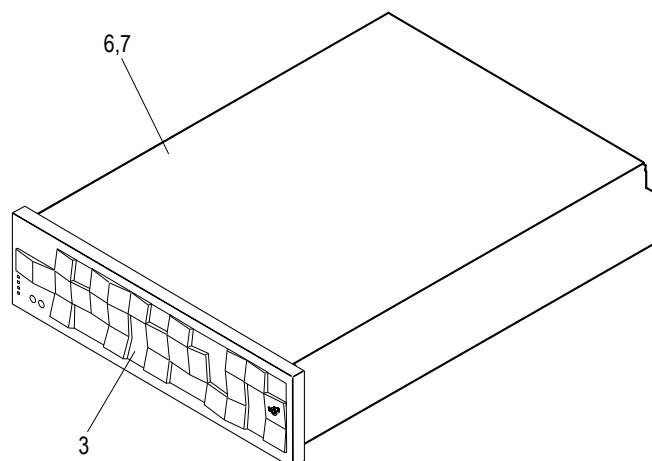
No. 1-5 DF850-CBL

No.1-5 CBL (2)

No.	PART NUMBER	NAME OF PART	UNIT PER ASSY	REMARK
1-5-		DF850-CBL		
7				
8				
9				
10	3285167-A	• CACHE BACKUP BATTERY	2	SP, OP
11				
12	3285131-A	• FAN MODULE	6	SP
13				
14	3285168-A	• CONTROLLER (CTLL)	2	SP
15				
16	3285124-A	•• CACHE MEMORY (4 Gbyte) (DF-F850-4GB)	4	SP, OP
17	3285126-A	•• CACHE MEMORY (8 Gbyte) (DF-F850-8GB)	4	SP, OP
18				
19				
20				

No. 1-5 DF850-CBL

No.1-5 CBL (3)

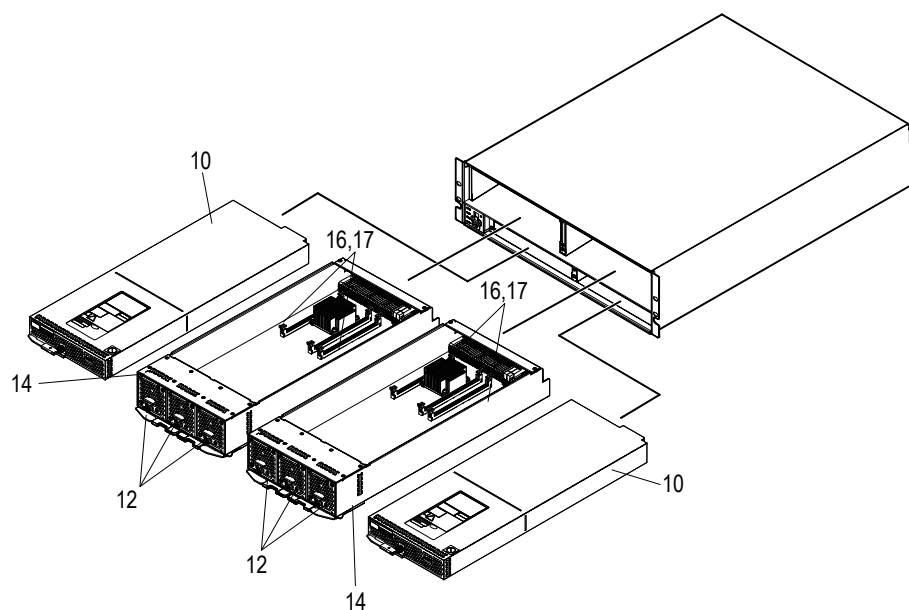
No.	PART NUMBER	NAME OF PART	UNIT PER ASSY	REMARK
1-5-		DF850-CBL		
21				
22	3285165-A	• POWER UNIT	2	SP
23	3285138-A	• MANAGEMENT MODULE (MAINTENANCE LAN)	2	SP
24	3285192-A	• MANAGEMENT MODULE (UPS)	2	SP
25				
26	3285154-A	• DRIVE I/O MODULE	4	SP
27	3285153-A	•• HOST I/O MODULE (DF-F850-HF8G)	2 to 4	SP, OP
28	3285153-E	•• HOST I/O MODULE (DF-F850-HF8GR) (RoHS2)	2 to 4	SP, OP
29	3285158-A	•• HOST I/O MODULE (DF-F850-HS10G)	2 to 4	SP, OP
30				
31				
32	3285226-B	HOST CONNECTOR (8 G bps)	8 to 16	SP
33	3285226-E	HOST CONNECTOR (8 G bps) (RoHS2)	8 to 16	SP
34	3276337-C/ 3285396-A	HOST CONNECTOR (10 G bps)	4 to 8	SP, OP
35				
36				
37				

No. 1-6 DF850-CBLE

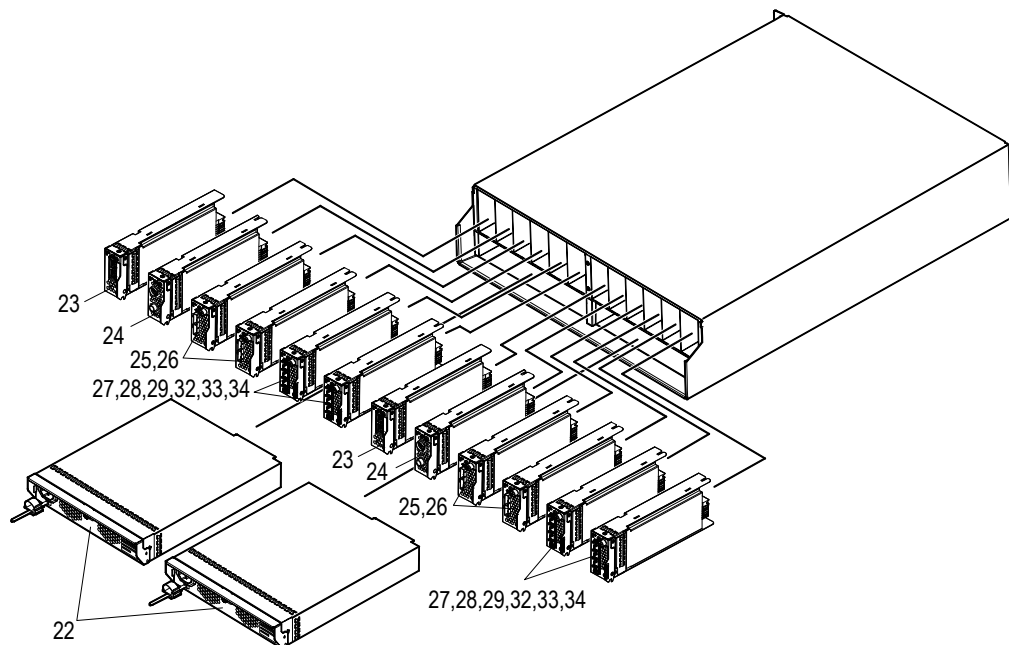


No.1-6 CBLE (1)

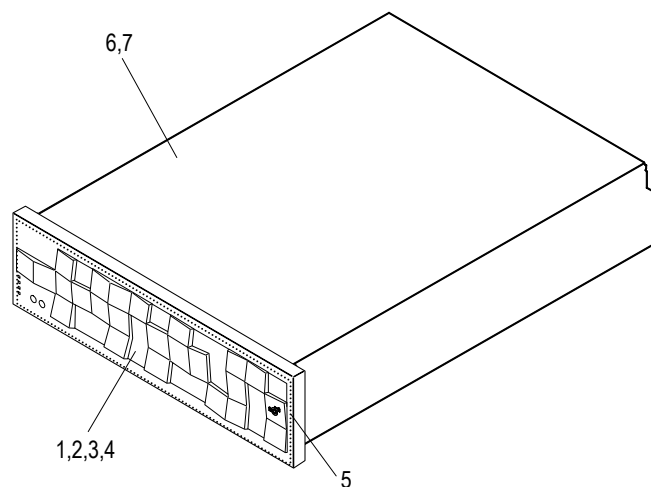
No.	PART NUMBER	NAME OF PART	UNIT PER ASSY	REMARK
1-6-		DF850-CBLR1		
1				
2				
3	3285163-A	• FRONT BEZEL	1	SP
4				
5				
6	3285176-A	• CONTROLLER BOX (FRAME)	1	SP
7	3285176-E	• CONTROLLER BOX (FRAME) (RoHS2)	1	SP

No. 1-6 DF850-CBLE

No.1-6 CBLE (2)

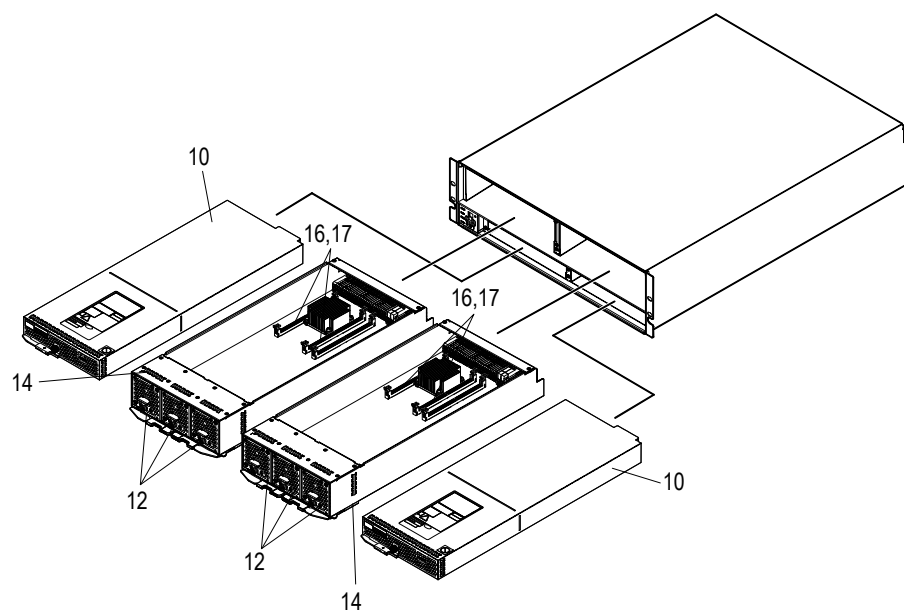
No.	PART NUMBER	NAME OF PART	UNIT PER ASSY	REMARK
1-6-		DF850-CBLR1		
7				
8				
9				
10	3285167-A	• CACHE BACKUP BATTERY	2	SP, OP
11				
12	3285131-A	• FAN MODULE	6	SP
13				
14	3285168-A	• CONTROLLER (CTLL)	2	SP
15				
16	3285124-A	•• CACHE MEMORY (4 Gbyte) (DF-F850-4GB)	4	SP, OP
17	3285126-A	•• CACHE MEMORY (8 Gbyte) (DF-F850-8GB)	4	SP, OP
18				
19				
20				

No. 1-6 DF850-CBLE

No.1-6 CBLE (3)

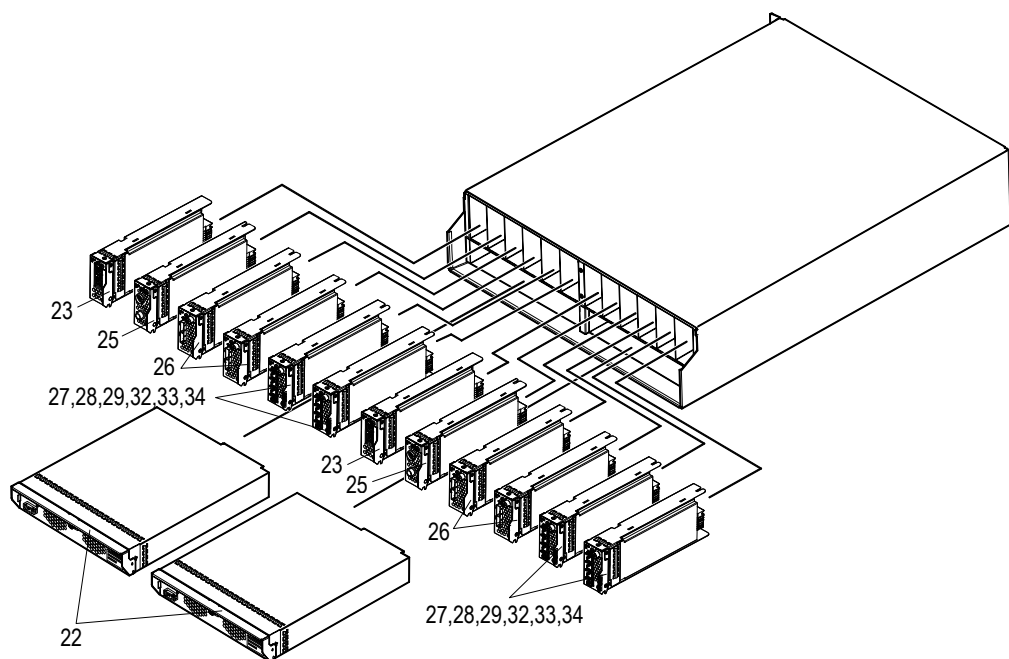
No.	PART NUMBER	NAME OF PART	UNIT PER ASSY	REMARK
1-6-		DF850-CBLR1		
21				
22	3285165-A	• POWER UNIT	2	SP
23	3285138-A	• MANAGEMENT MODULE (MAINTENANCE LAN)	2	SP
24	3285192-A	• MANAGEMENT MODULE (UPS)	2	SP
25	3285154-A	•• DRIVE I/O MODULE	4	SP, OP
26	3284394-N	•• DRIVE I/O MODULE (Encryption)	4	SP, OP
27	3285153-A	•• HOST I/O MODULE (DF-F850-HF8G)	2 to 4	SP, OP
28	3285153-E	•• HOST I/O MODULE (DF-F850-HF8GR) (RoHS2)	2 to 4	SP, OP
29	3285158-A	•• HOST I/O MODULE (DF-F850-HS10G)	2 to 4	SP, OP
30				
31				
32	3285226-B	HOST CONNECTOR (8 G bps)	8 to 16	SP
33	3285226-E	HOST CONNECTOR (8 G bps) (RoHS2)	8 to 16	SP
34	3276337-C/ 3285396-A	HOST CONNECTOR (10 G bps)	4 to 8	SP, OP
35				
36				
37				

No. 1-7 DF850-CBLD

No.1-7 CBLD (1)

No.	PART NUMBER	NAME OF PART	UNIT PER ASSY	REMARK
1-7-		DF850-CBLD		
1	3285163-A	• FRONT BEZEL (FBCBL)	1	SP
2	3285163-B	• FRONT BEZEL (FBCBLB)	1	SP
3	3285163-C	• FRONT BEZEL (FBCBLU)	1	SP
4	3285163-D	• FRONT BEZEL (FBCBLD)	1	SP
5	3285452-A	• AIR FILTER (FBCBLD)	1	SP
6	3285176-A	• CONTROLLER BOX (FRAME)	1	SP
7	3285176-E	• CONTROLLER BOX (FRAME) (RoHS2)	1	SP

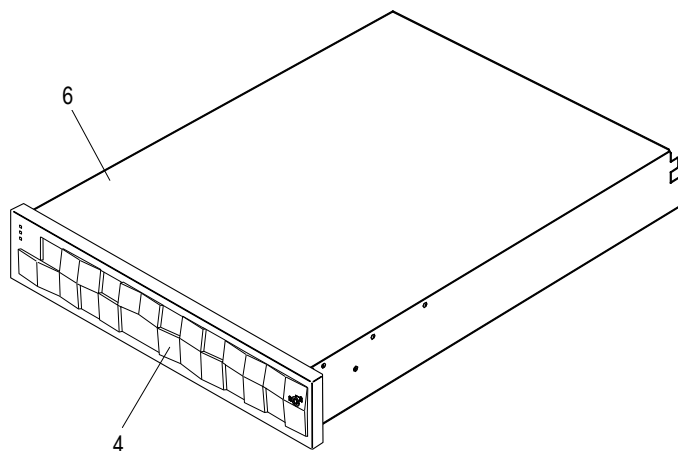
No. 1-7 DF850-CBLD

No.1-7 CBLD (2)

No.	PART NUMBER	NAME OF PART	UNIT PER ASSY	REMARK
1-7-		DF850-CBLD		
7				
8				
9				
10	3285167-A	• CACHE BACKUP BATTERY	2	SP, OP
11				
12	3285131-A	• FAN MODULE	6	SP
13				
14	3285168-A	• CONTROLLER (CTLL)	2	SP
15				
16	3285124-A	•• CACHE MEMORY (4 Gbyte) (DF-F850-4GB)	4	SP, OP
17	3285126-A	•• CACHE MEMORY (8 Gbyte) (DF-F850-8GB)	4	SP, OP
18				
19				
20				

No. 1-7 DF850-CBLD

No.1-7 CBLD (3)

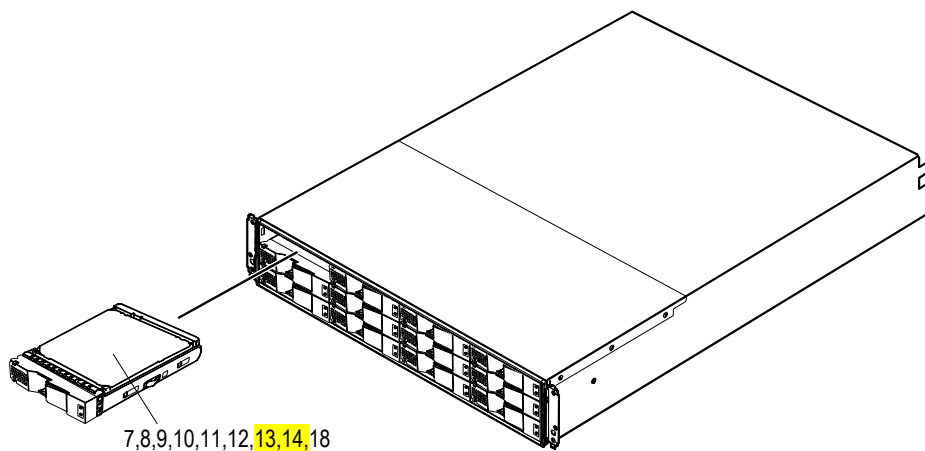
No.	PART NUMBER	NAME OF PART	UNIT PER ASSY	REMARK
1-7-		DF850-CBLD		
21				
22	3285428-A	• POWER UNIT	2	SP
23	3285138-A	• MANAGEMENT MODULE (MAINTENANCE LAN)	2	SP
24	3285192-A	• MANAGEMENT MODULE (UPS)	2	SP
25				
26	3285154-A	• DRIVE I/O MODULE	4	SP
27	3285153-A	•• HOST I/O MODULE (DF-F850-HF8G)	2 to 4	SP, OP
28	3285153-E	•• HOST I/O MODULE (DF-F850-HF8GR) (RoHS2)	2 to 4	SP, OP
29	3285158-A	•• HOST I/O MODULE (DF-F850-HS10G)	2 to 4	SP, OP
30				
31				
32	3285226-B	HOST CONNECTOR (8 G bps)	8 to 16	SP
33	3285226-E	HOST CONNECTOR (8 G bps) (RoHS2)	8 to 16	SP
34	3276337-C/ 3285396-A	HOST CONNECTOR (10 G bps)	4 to 8	SP, OP
35				
36				
37				

No. 1-8 DF-F850-DBL

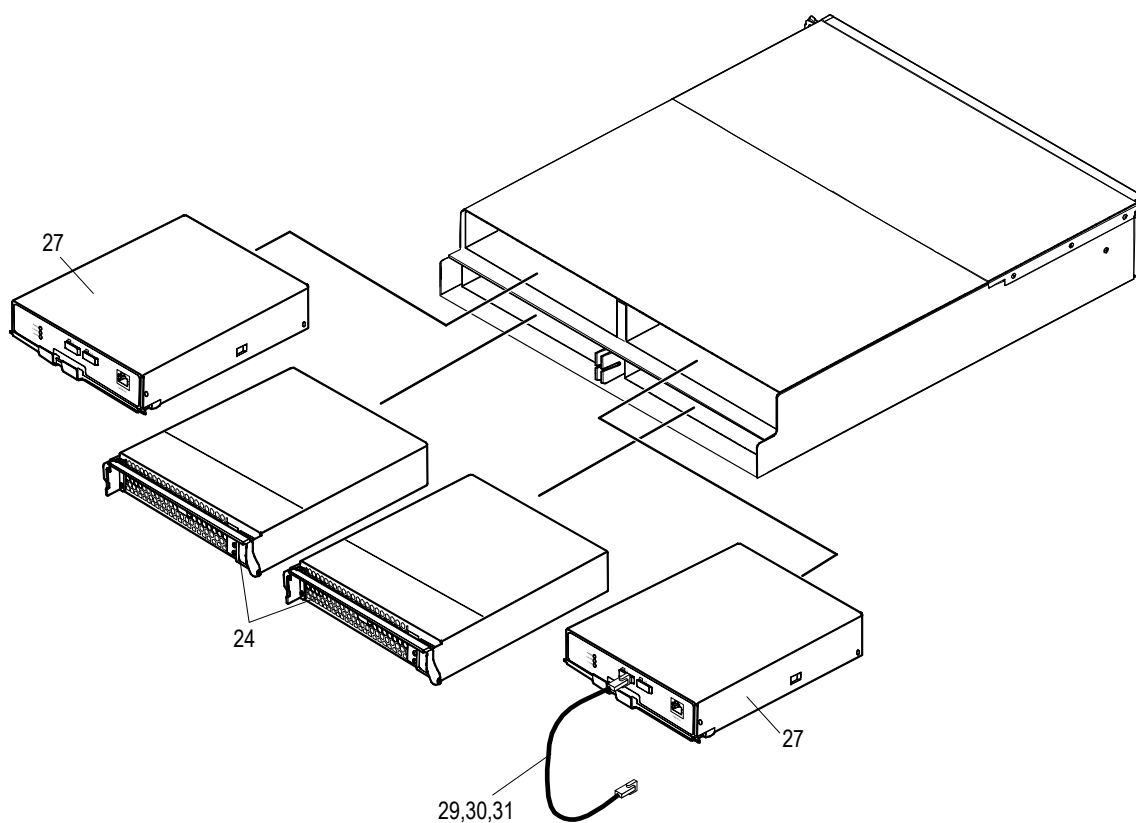


No.1-8 DBL (1)

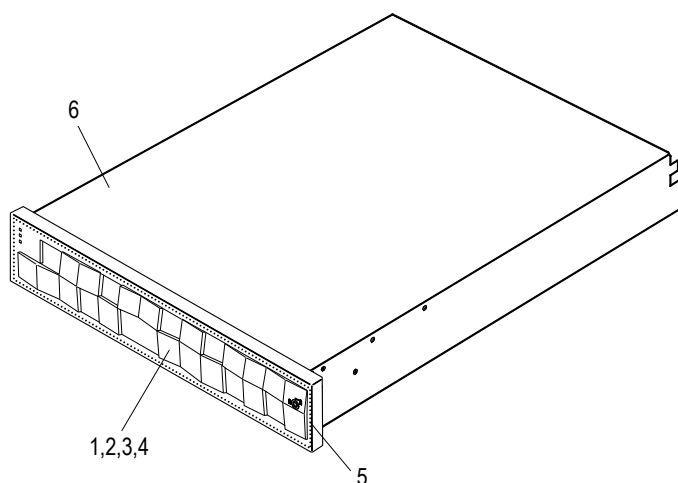
No.	PART NUMBER	NAME OF PART	UNIT PER ASSY	REMARK
1-8-		DF-F850-DBL		
1				
2				
3				
4	3285062-A	• FRONT BEZEL	1	SP
5				
6	3285141-A	• DRIVE BOX (FRAME)	1	SP

No. 1-8 DF-F850-DBL

No.1-8 DBL (2)

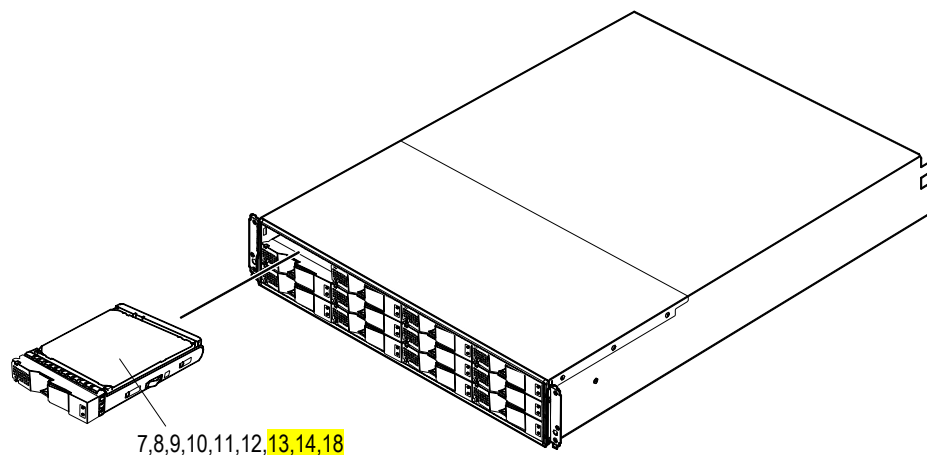
No.	PART NUMBER	NAME OF PART	UNIT PER ASSY	REMARK
1-8-		DF-F850-DBL		
7	3285067-A	SAS7.2K DRIVE CANISTER (1,956.94 Gbyte) (DF-F850-2TNL)	2 to 12	SP, OP
8	3285067-B	SAS7.2K DRIVE CANISTER (2,935.96 Gbyte) (DF-F850-3TNL)	2 to 12	SP, OP
9	3285067-C	SAS7.2K DRIVE CANISTER (3,915.01 Gbyte) (DF-F850-4TNL)	2 to 12	SP, OP
10	3285461-D	SAS Drive (287.62 G bytes) (DF-F850-3HGSLH)	2 to 12	SP, OP
11	3285461-G	SAS Drive (879.98 G bytes) (DF-F850-9HGSL)	2 to 12	SP, OP
12	3285461-A	FLASH DRIVE CANISTER (195.82 Gbyte) (DF-F850-2HGDML)	2 to 12	SP, OP
13	3285461-B	FLASH DRIVE CANISTER (392.73 Gbyte) (DF-F850-4HGDML)	2 to 12	SP, OP
14	3285461-C	FLASH DRIVE CANISTER (786.59 G bytes) (DF-F850-8HGDML)	2 to 12	SP, OP
15				
16				
17				
18		• DUMMY (DRIVE)	0 to 10	
19				
20				

No. 1-8 DF-F850-DBL

No.1-8 DBL (3)

No.	PART NUMBER	NAME OF PART	UNIT PER ASSY	REMARK
1-8-		DF-F850-DBL		
21				
22				
23				
24	3285197-A	• POWER UNIT	2	SP
25				
26				
27	3285196-A	• I/O MODULE(ENC)	2	SP
28				
29	3285194-A	• SAS(ENC) CABLE (1 m) (DF-F850-SC1)	2	SP
30	3285194-C	• SAS(ENC) CABLE (5 m) (DF-F850-SC5)	2	OP
31	3285194-B	• SAS(ENC) CABLE (3 m) (DF-F850-SC3)	2	OP
32				
33				
34				
35				

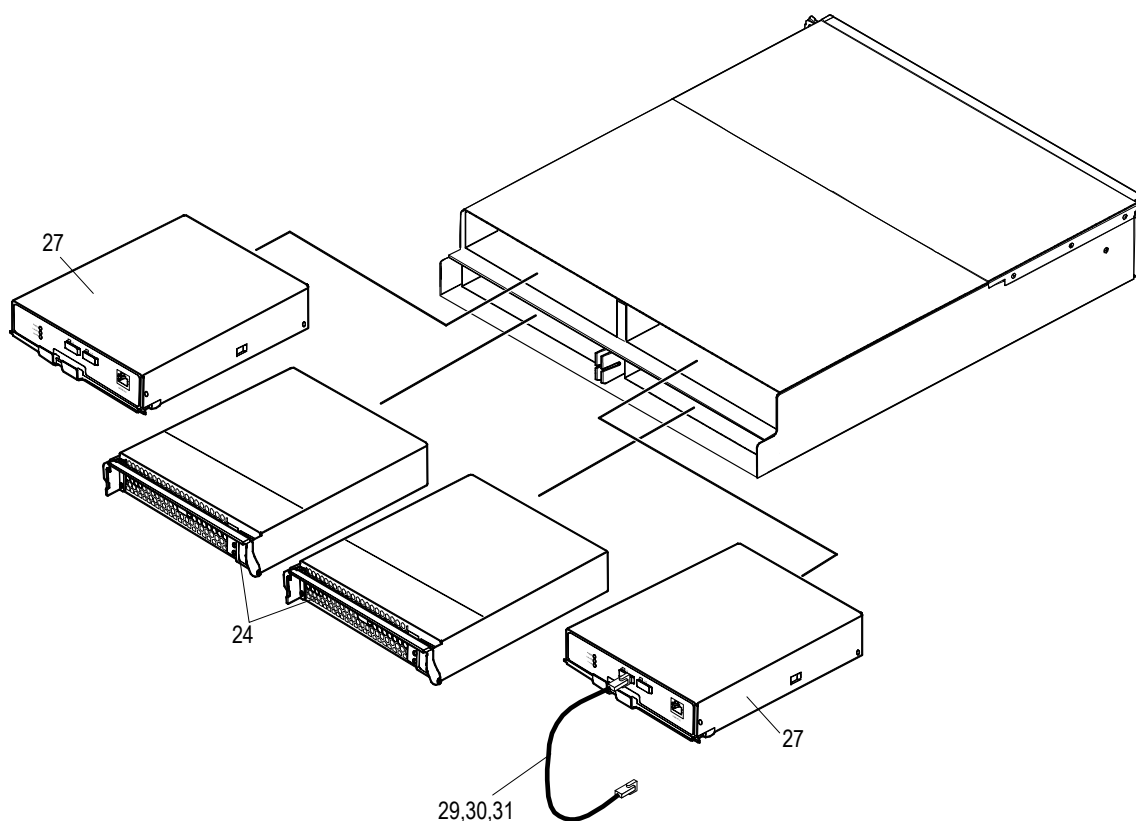
No. 1-9 DF-F850-DBLD

No.1-9 DBLD (1)

No.	PART NUMBER	NAME OF PART	UNIT PER ASSY	REMARK
1-9-		DF-F850-DBLD		
1	3285062-A	• FRONT BEZEL (FBDB)	1	SP
2	3285062-C	• FRONT BEZEL (FBDBB)	1	SP
3	3285062-A	• FRONT BEZEL (FBDBU)	1	SP
4	3285062-G	• FRONT BEZEL (FBDBD)	1	SP
5	3285452-B	• AIR FILTER (FBDBD)	1	SP
6	3285141-A	• DRIVE BOX (FRAME)	1	SP

No. 1-9 DF-F850-DBLD

No.1-9 DBLD (2)

No.	PART NUMBER	NAME OF PART	UNIT PER ASSY	REMARK
1-9-		DF-F850-DBLD		
7	3285067-A	SAS7.2K DRIVE CANISTER (1,956.94 Gbyte) (DF-F850-2TNL)	2 to 12	SP, OP
8	3285067-B	SAS7.2K DRIVE CANISTER (2,935.96 Gbyte) (DF-F850-3TNL)	2 to 12	SP, OP
9	3285067-C	SAS7.2K DRIVE CANISTER (3,915.01 Gbyte) (DF-F850-4TNL)	2 to 12	SP, OP
10	3285461-D	SAS Drive (287.62 G bytes) (DF-F850-3HGSLH)	2 to 12	SP, OP
11	3285461-G	SAS Drive (879.98 G bytes) (DF-F850-9HGSL)	2 to 12	SP, OP
12	3285461-A	FLASH DRIVE CANISTER (195.82 Gbyte) (DF-F850-2HGDML)	2 to 12	SP, OP
13	3285461-B	FLASH DRIVE CANISTER (392.73 G bytes) (DF-F850-4HGDML)	2 to 12	SP, OP
14	3285461-C	FLASH DRIVE CANISTER (786.59 G bytes) (DF-F850-8HGDML)	2 to 12	SP, OP
15				
16				
17				
18		• DUMMY (DRIVE)	0 to 10	
19				
20				

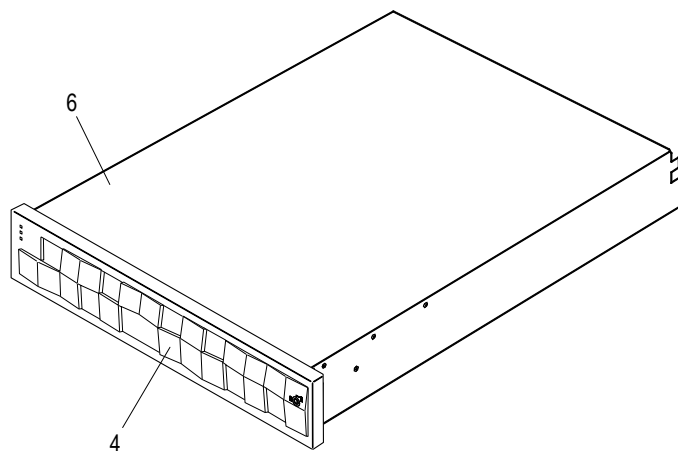
No. 1-9 DF-F850-DBLD



No.1-9 DBLD (3)

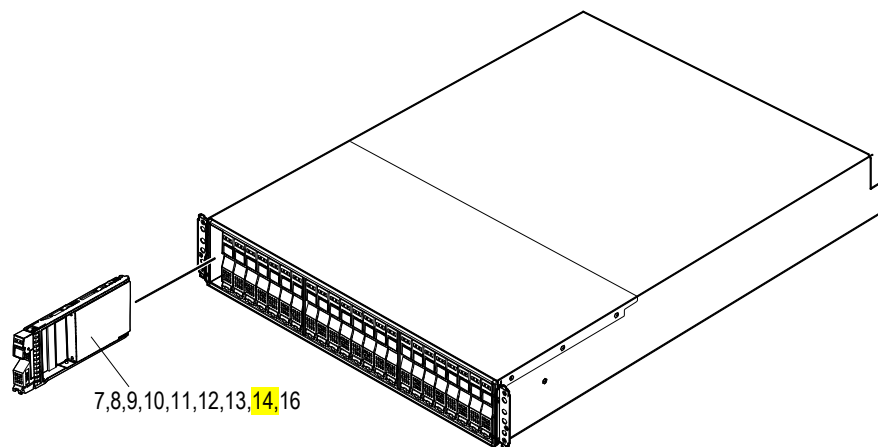
No.	PART NUMBER	NAME OF PART	UNIT PER ASSY	REMARK
1-9-		DF-F850-DBLD		
21				
22				
23				
24	3285197-A	• POWER UNIT	2	SP
25				
26				
27	3285196-A	• I/O MODULE(ENC)	2	SP
28				
29	3285194-A	• SAS(ENC) CABLE (1 m) (DF-F850-SC1)	2	SP
30	3285194-C	• SAS(ENC) CABLE (5 m) (DF-F850-SC5)	2	OP
31	3285194-B	• SAS(ENC) CABLE (3 m) (DF-F850-SC3)	2	OP
32				
33				
34				
35				

No. 1-10 DF-F850-DBS

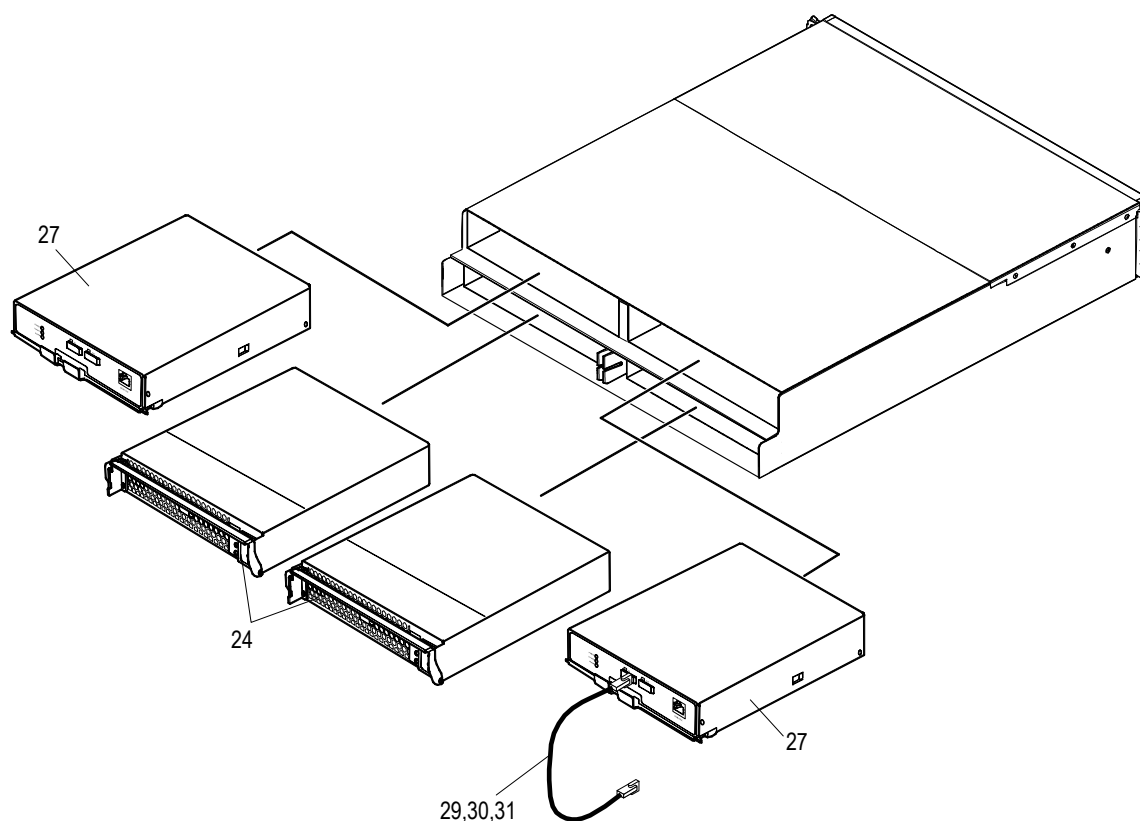


No.1-10 DBS (1)

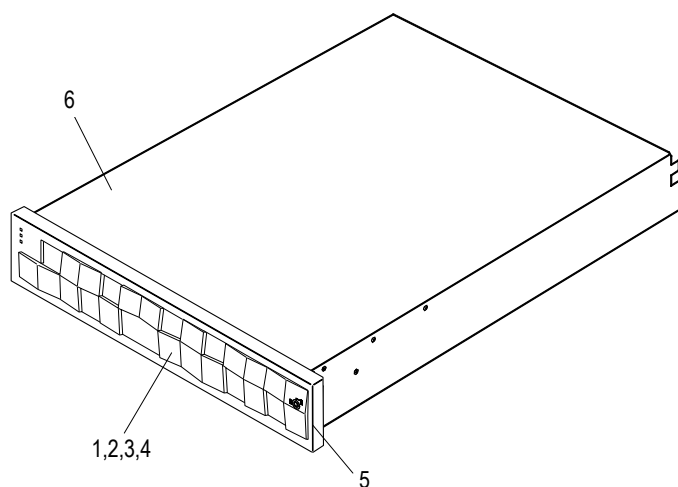
No.	PART NUMBER	NAME OF PART	UNIT PER ASSY	REMARK
1-10-		DF-F850-DBS		
1				
2				
3				
4	3285062-A	• FRONT BEZEL	1	SP
5				
6	3285140-A	• DRIVE BOX (FRAME)	1	SP

No. 1-10 DF-F850-DBS

No.1-10 DBS (2)

No.	PART NUMBER	NAME OF PART	UNIT PER ASSY	REMARK
1-10-		DF-F850-DBS		
7	3282390-C	SAS DRIVE CANISTER (287.62 Gbyte) (DF-F850-3HGSS)	2 to 24	SP, OP
8	3285276-A	SAS DRIVE CANISTER (287.62 Gbyte) (DF-F850-3HGSSH)	2 to 24	SP, OP
9	3282390-A	SAS DRIVE CANISTER (575.30 Gbyte) (DF-F850-6HGSS)	2 to 24	SP, OP
10	3282390-D	SAS DRIVE CANISTER (879.98 Gbyte) (DF-F850-9HGSS)	2 to 24	SP, OP
11	3282390-E	SAS DRIVE CANISTER (1,173.71 G bytes) (DF-F850-12HGSS)	2 to 24	SP, OP
12	3285262-A	FLASH DRIVE CANISTER (195.82 Gbyte) (DF-F850-2HGDM)	2 to 24	SP, OP
13	3285262-B	FLASH DRIVE CANISTER (392.73 Gbyte) (DF-F850-4HGDM)	2 to 24	SP, OP
14	3285262-C	FLASH DRIVE CANISTER (786.59 Gbyte) (DF-F850-8HGDM)	2 to 24	SP, OP
15		<ul style="list-style-type: none"> DUMMY (DRIVE) 	0 to 22	
16				
17				
18				
19				
20				

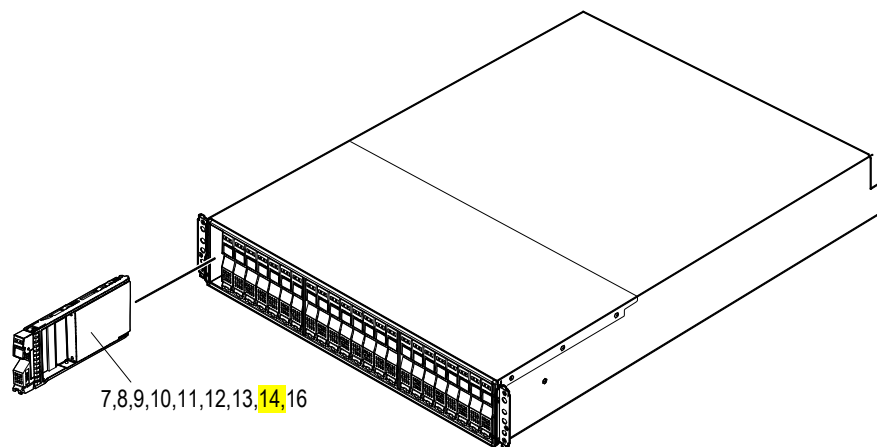
No. 1-10 DF-F850-DBS

No.1-10 DBS (3)

No.	PART NUMBER	NAME OF PART	UNIT PER ASSY	REMARK
1-10-		DF-F850-DBS		
21				
22				
23				
24	3285197-A	• POWER UNIT	2	SP
25				
26				
27	3285196-A	• I/O MODULE(ENC)	2	SP
28				
29	3285194-A	• SAS(ENC) CABLE (1 m) (DF-F850-SC1)	2	SP
30	3285194-C	• SAS(ENC) CABLE (5 m) (DF-F850-SC5)	2	OP
31	3285194-B	• SAS(ENC) CABLE (3 m) (DF-F850-SC3)	2	OP
32				
33				
34				
35				

No. 1-11 DF-F850-DBSD

No.1-11 DBSD (1)

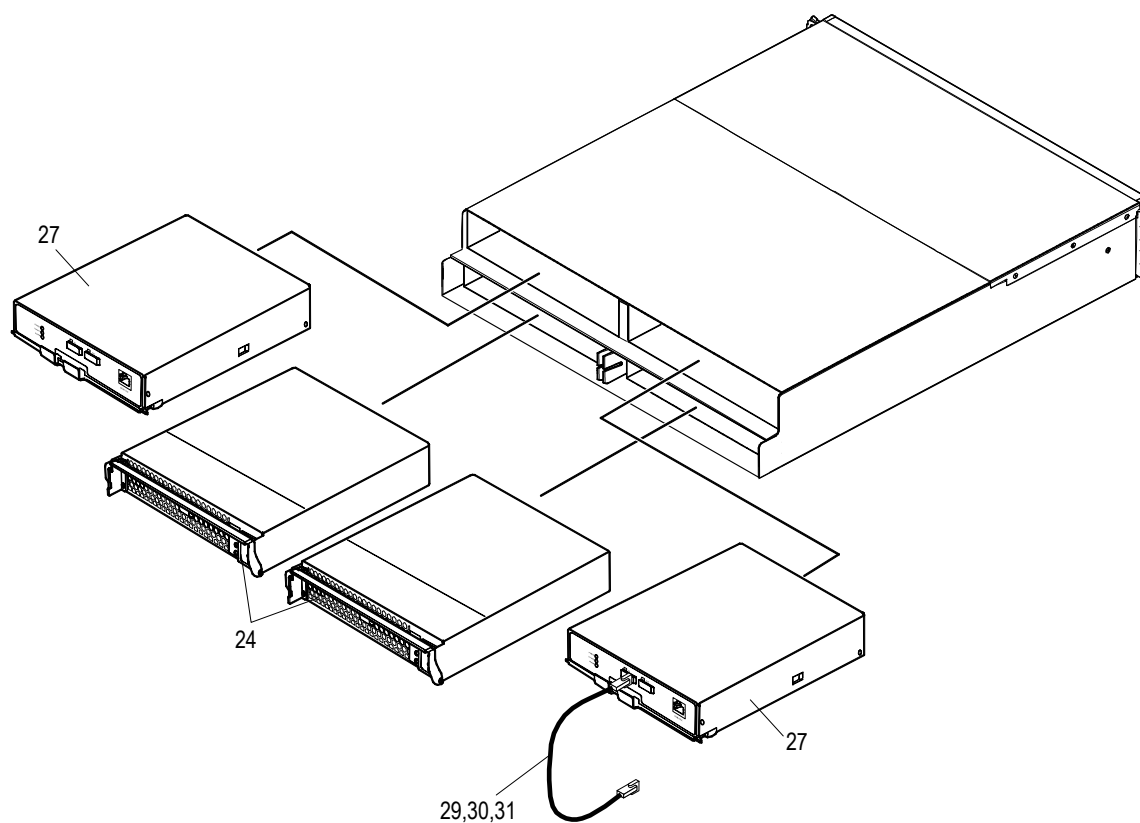
No.	PART NUMBER	NAME OF PART	UNIT PER ASSY	REMARK
1-11-		DF-F850-DBSD		
1	3285062-A	• FRONT BEZEL (FBDB)	1	SP
2	3285062-C	• FRONT BEZEL (FBDBB)	1	SP
3	3285062-E	• FRONT BEZEL (FBDBU)	1	SP
4	3285062-G	• FRONT BEZEL (FBDBBD)	1	SP
5	3285452-B	• AIR FILTER (FBDBBD)	1	SP
6	3285140-A	• DRIVE BOX (FRAME)	1	SP

No. 1-11 DF-F850-DBSD



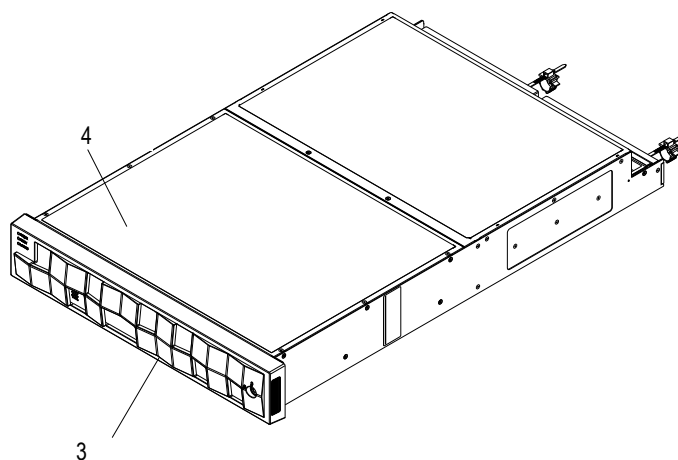
No.1-11 DBSD (2)

No.	PART NUMBER	NAME OF PART	UNIT PER ASSY	REMARK
1-11-		DF-F850-DBSD		
7	3282390-C	SAS DRIVE CANISTER (287.62 Gbyte) (DF-F850-3HGSS)	2 to 24	SP, OP
8	3285276-A	SAS DRIVE CANISTER (287.62 Gbyte) (DF-F850-3HGSSH)	2 to 24	SP, OP
9	3282390-A	SAS DRIVE CANISTER (575.30 Gbyte) (DF-F850-6HGSS)	2 to 24	SP, OP
10	3282390-D	SAS DRIVE CANISTER (879.98 Gbyte) (DF-F850-9HGSS)	2 to 24	SP, OP
11	3282390-E	SAS DRIVE CANISTER (1,173.71 G bytes) (DF-F850-12HGSS)	2 to 24	SP, OP
12	3285262-A	FLASH DRIVE CANISTER (195.82 Gbyte) (DF-F850-2HGDM)	2 to 24	SP, OP
13	3285262-B	FLASH DRIVE CANISTER (392.73 Gbyte) (DF-F850-4HGDM)	2 to 24	SP, OP
14	3285262-C	FLASH DRIVE CANISTER (786.59 Gbyte) (DF-F850-8HGDM)	2 to 24	SP, OP
15		<ul style="list-style-type: none"> DUMMY (DRIVE) 	0 to 22	
16				
17				
18				
19				
20				

No. 1-11 DF-F850-DBSD

No.1-11 DBSD (3)

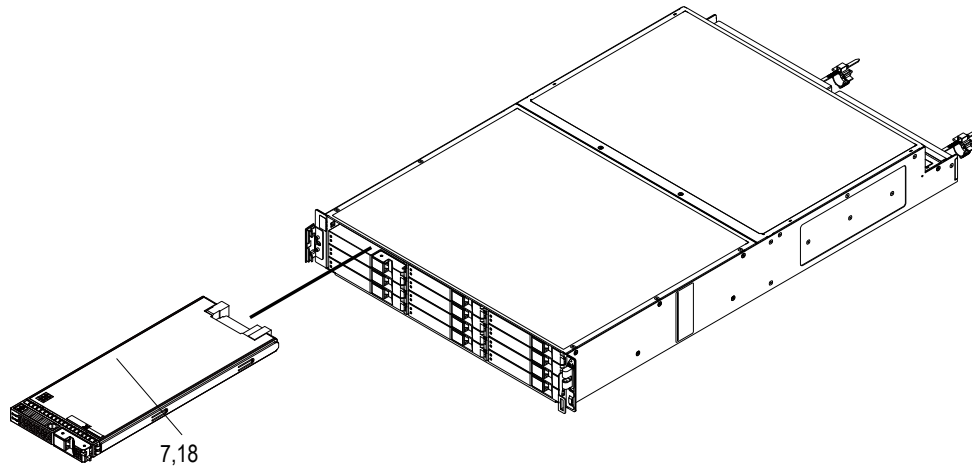
No.	PART NUMBER	NAME OF PART	UNIT PER ASSY	REMARK
1-11-		DF-F850-DBSD		
21				
22				
23				
24	3285197-A	• POWER UNIT	2	SP
25				
26				
27	3285196-A	• I/O MODULE(ENC)	2	SP
28				
29	3285194-A	• SAS(ENC) CABLE (1 m) (DF-F850-SC1)	2	SP
30	3285194-C	• SAS(ENC) CABLE (5 m) (DF-F850-SC5)	2	OP
31	3285194-B	• SAS(ENC) CABLE (3 m) (DF-F850-SC3)	2	OP
32				
33				
34				
35				

No. 1-12 DF-F850-DBF

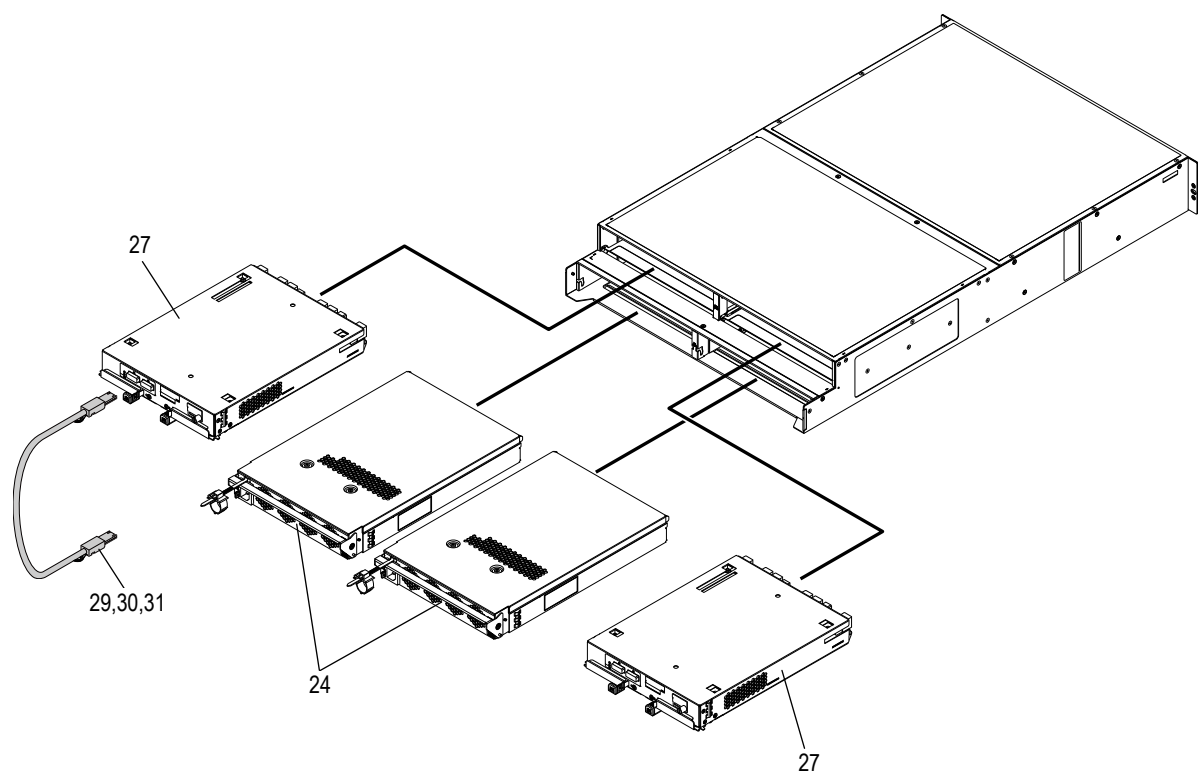


No.1-12 DBF (1)

No.	PART NUMBER	NAME OF PART	UNIT PER ASSY	REMARK
1-12-		DF-F850-DBF		
1				
2				
3	3286592-A	• FRONT BEZEL (FBDBF)	1	SP
4	3286611-A	• DRIVE BOX (FRAME)	1	SP
5				
6				

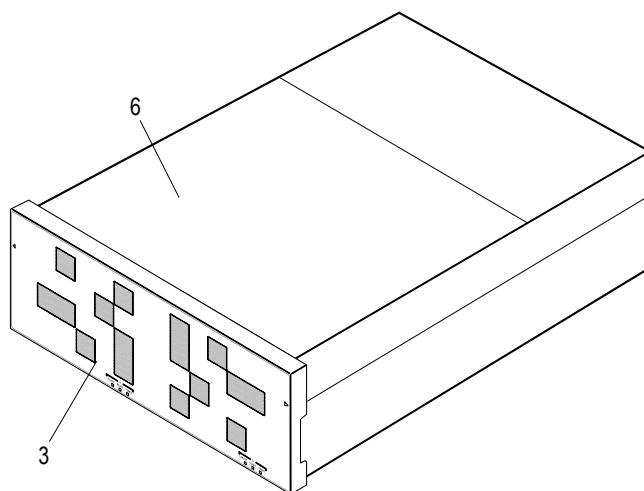
No. 1-12 DF-F850-DBF

No.1-12 DBF (2)

No.	PART NUMBER	NAME OF PART	UNIT PER ASSY	REMARK
1-12-		DF-F850-DBF		
7	3286549-A	FLASH DRIVE CANISTER (1,758.1Gbyte) (DKC-F170I-1R6FM)	2 to 12	SP, OP
8				
9				
10				
11				
12				
13				
14				
15				
16				
17				
18		• DUMMY (DRIVE)	0 to 10	
19				
20				

No. 1-12 DF-F850-DBF

No.1-12 DBF (3)

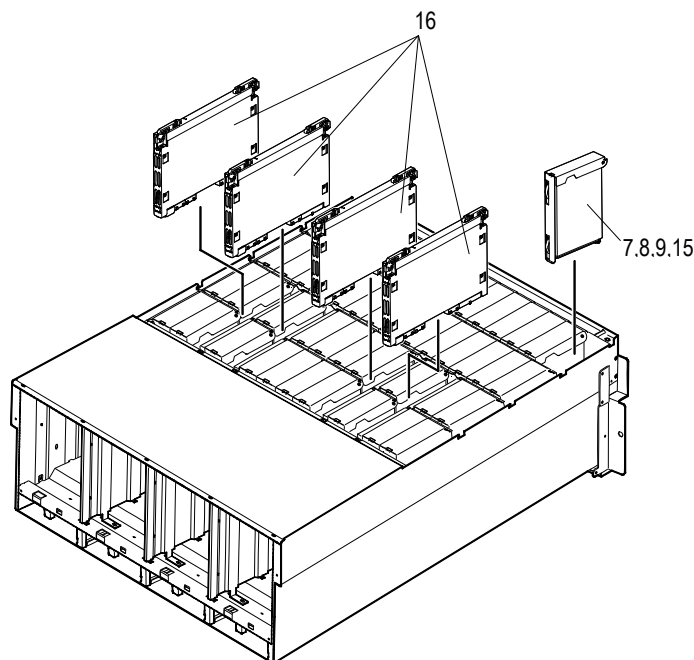
No.	PART NUMBER	NAME OF PART	UNIT PER ASSY	REMARK
1-12-		DF-F850-DBF		
21				
22				
23				
24	3286613-A	• POWER UNIT	2	SP
25				
26				
27	3286612-A	• I/O MODULE(ENC)	2	SP
28				
29	3285194-A	• SAS(ENC) CABLE (1 m) (DF-F850-SC1)	2	SP
30	3285194-C	• SAS(ENC) CABLE (5 m) (DF-F850-SC5)	2	OP
31	3285194-B	• SAS(ENC) CABLE (3 m) (DF-F850-SC3)	2	OP
32				
33				
34				
35				

No. 1-13 DF-F850-DBX



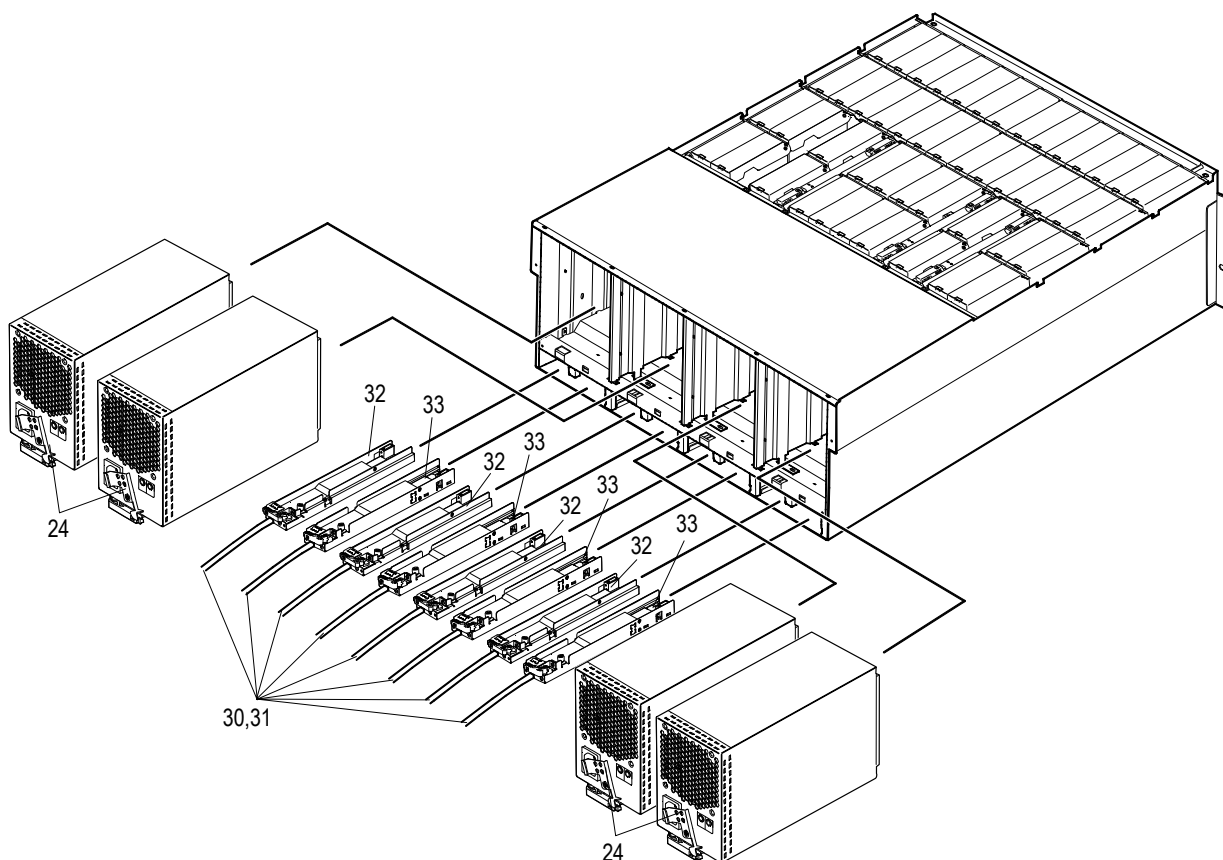
No.1-13 DBX (1)

No.	PART NUMBER	NAME OF PART	UNIT PER ASSY	REMARK
1-13-		DF-F850-DBX		
1				
2				
3	3285129-A	• FRONT BEZEL (UBKA)	1	SP
4				
5				
6	3285205-A	• DRIVE BOX (FRAME)	1	SP

No. 1-13 DF-F850-DBX

No.1-13 DBX (2)

No.	PART NUMBER	NAME OF PART	UNIT PER ASSY	REMARK
1-13-		DF-F850-DBX		
7	3285134-A	SAS7.2K DRIVE CANISTER (1,956.94 Gbyte) (DF-F850-2TNX)	2 to 48	SP, OP
8	3285134-B	SAS7.2K DRIVE CANISTER (2,935.96 Gbyte) (DF-F850-3TNX)	2 to 48	SP, OP
9	3285134-C	SAS7.2K DRIVE CANISTER (3,915.01 Gbyte) (DF-F850-4TNX)	2 to 48	SP, OP
10				
11				
12				
13				
14				
15				
16	3285139-A	<ul style="list-style-type: none"> DUMMY (DRIVE) I/O CARD(ENC) 	0 to 46 4	SP
17				
18				
19				
20				

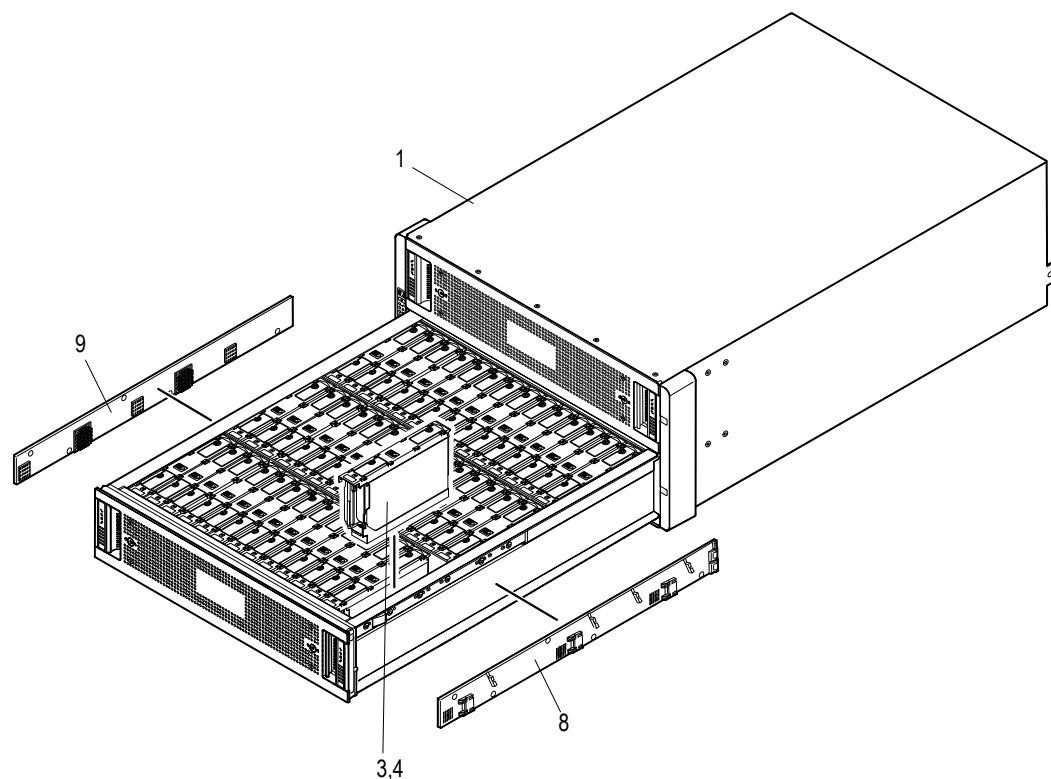
No. 1-13 DF-F850-DBX



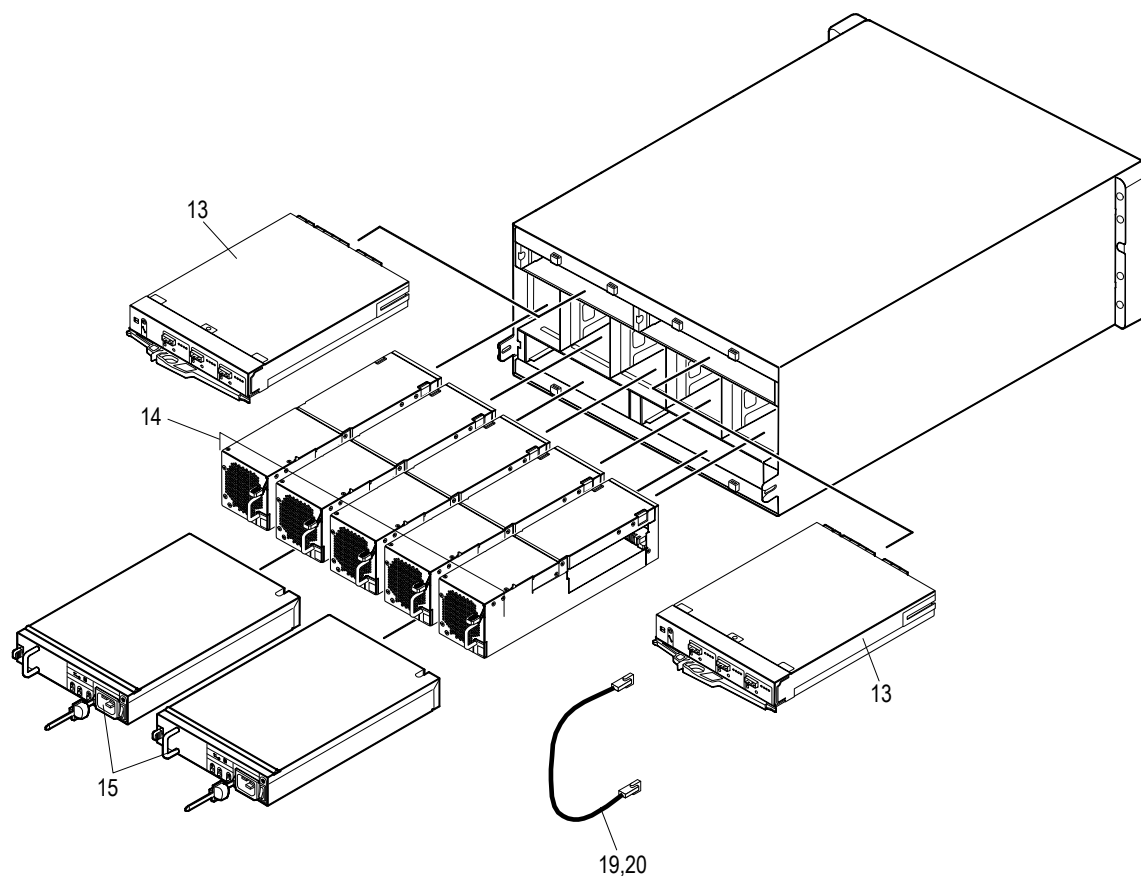
No.1-13 DBX (3)

No.	PART NUMBER	NAME OF PART	UNIT PER ASSY	REMARK
1-13-		DF-F850-DBX		
21				
22				
23				
24	3285145-A	• POWER UNIT	4	SP
25				
26				
27				
28				
29				
30	3285194-C	• SAS(ENC) CABLE (5 m) (DF-F850-SC5)	4	OP
31	3285194-B	• SAS(ENC) CABLE (3 m) (DF-F850-SC3)	4	OP
32	3285144-A	• CABLE HOLDER (IN)	4	SP
33	3285144-B	• CABLE HOLDER (OUT)	4	SP
34				
35				

No. 1-14 DF-F850-DBW

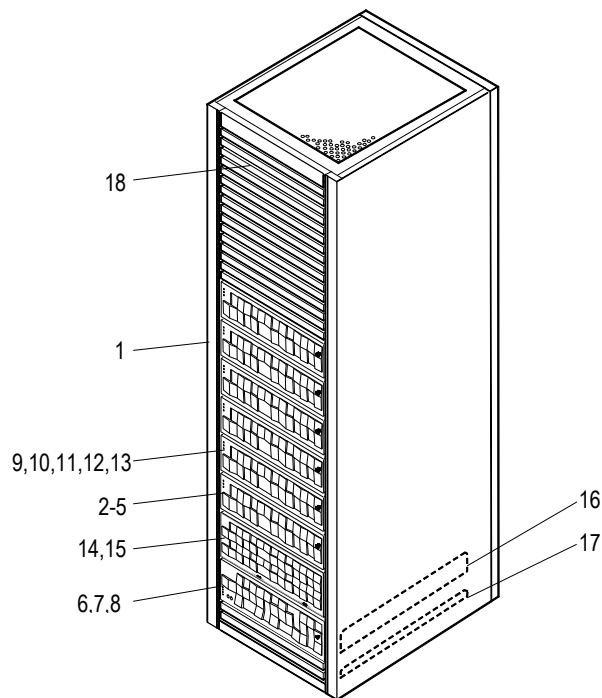

No.1-14 DBW (1)

No.	PART NUMBER	NAME OF PART	UNIT PER ASSY	REMARK
1-14-		DF-F850-DBW		
1	3285304-A	• DRIVE BOX (FRAME)	1	SP
2				
3	3285311-A	SAS7.2K DRIVE CANISTER (2,935.96 G bytes) (DF-F850-3TNW)	2 to 84	SP, OP
4	3285311-B	SAS7.2K DRIVE CANISTER (3,915.01 G bytes) (DF-F850-4TNW)	2 to 84	SP, OP
5				
6				
7				
8	3285309-A	• SIDE CARD-A	2	SP
9	3285308-A	• SIDE CARD-B	2	SP
10				
11				
12				

No. 1-14 DF-F850-DBW

No.1-14 DBW (2)

No.	PART NUMBER	NAME OF PART	UNIT PER ASSY	REMARK
1-14-		DF-F850-DBW		
13	3285307-A	• I/O MODULE(ENC)	2	SP
14	3285306-A	• FAN MODULE	5	SP
15	3285305-A	• POWER UNIT	2	SP
16				
17				
18				
19	3285194-C	• SAS(ENC) CABLE (5 m) (DF-F850-SC5)	2	OP
20	3285194-B	• SAS(ENC) CABLE (3 m) (DF-F850-SC3)	2	OP
21				
22				
23				
24				
25				
26				

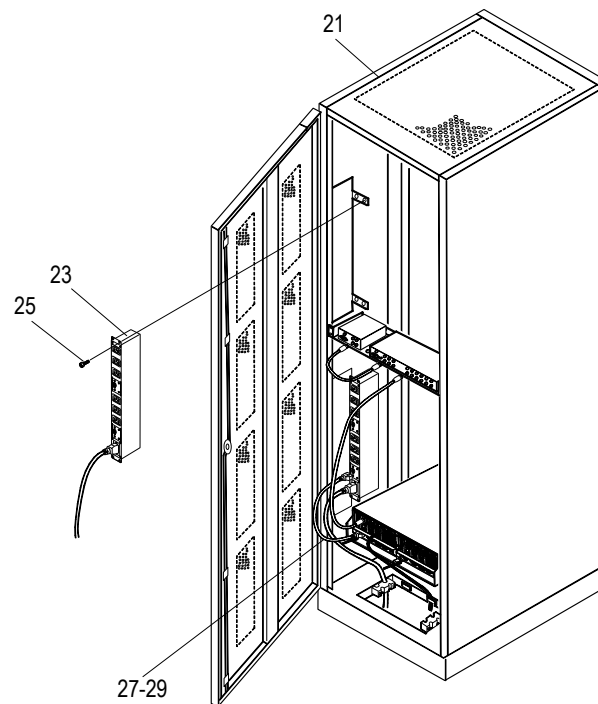
No. 2-1 Rackmount Model with RK40 Rack Frame



No.2-1 Rackmount Model with RK40 Rack Frame (1)

No.	PART NUMBER	NAME OF PART	UNIT PER ASSY	REMARK
2-1-		A-6516-RK40 (RK40 RACK FRAME)		
1		A-6516-RK40	1	OP
2		DF850-CBXSL	1 to 6	Catalog No.1-1
3		DF850-CBXSS	1 to 9	Catalog No.1-2
4		DF850-CBSL	1 to 6	Catalog No.1-3
5		DF850-CBSS	1 to 9	Catalog No.1-4
6		DF850-CBL	1 to 9	Catalog No.1-5
7		DF850-CBLE	1 to 9	Catalog No.1-6
8		DF850-CBLD	1 to 9	Catalog No.1-7
9		DF-F850-DBL	0 to 9	Catalog No.1-8
10		DF-F850-DBLD	0 to 9	Catalog No.1-9
11		DF-F850-DBS	0 to 9	Catalog No.1-10
12		DF-F850-DBSD	0 to 9	Catalog No.1-11
13		DF-F850-DBF	0 to 9	Catalog No.1-12
14		DF-F850-DBX	0 to 9	Catalog No.1-13
15		DF-F850-DBW	0 to 9	Catalog No.1-14
16	3272202-A	RAIL KIT (DF-F800-URHT7)	1-10	OP
17	3274777-A	RAIL KIT (DF-F800-URHTN7)	0-2	OP
18		DECORATION PANEL (A-F6516-FP1U) (1U)	0 to 34	OP
19				
20				

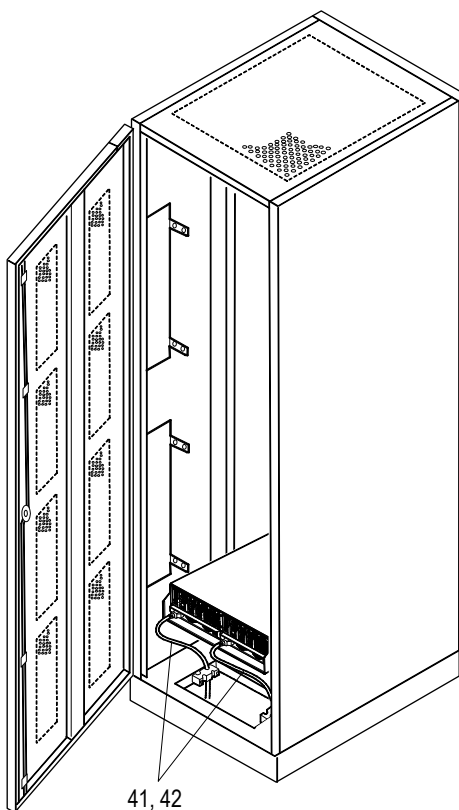
No. 2-1 Rackmount Model With RK40 Rack Frame



No.2-1 Rackmount Model with RK40 Rack Frame (2)

No.	PART NUMBER	NAME OF PART	UNIT PER ASSY	REMARK
2-1-		A-6516-RK40 (RK40 RACK FRAME)		
21		A-6516-RK40	1	
22				
23	3276098-A	• PDB	4 to 6	SP
24				
25		• HEXAGON SOCKET BOLT (M5x8)	16 to 24	
26				
27	3272181-A	AC Cable (J2H)	2 to 22	OP
28	3272181-B	AC Cable (J2H5)	2 to 22	OP
29	3272181-C	AC Cable (J2H10)	2 to 22	OP
30				
31				
32				
33				
34				
35				
36				
37				
38				
39				
40				

No. 2-1 Rackmount Model With RK40 Rack Frame



No.2-1 Rackmount Model with RK40 Rack Frame (3)

No.	PART NUMBER	NAME OF PART	UNIT PER ASSY	REMARK
2-1-		A-6516-RK40 (RK40 RACK FRAME)		
41	3285423-A	DC Cable (J4DC)	2-22	OP
42	3285422-A	DC Cable (J4DC3)	2-22	OP