

# CUDB Geographical Redundancy Decrease

## User Guide

## **Copyright**

© Ericsson AB 2018. All rights reserved. No part of this document may be reproduced in any form without the written permission of the copyright owner.

## **Disclaimer**

The contents of this document are subject to revision without notice due to continued progress in methodology, design and manufacturing. Ericsson shall have no liability for any error or damage of any kind resulting from the use of this document.

## **Trademark List**

All trademarks mentioned herein are the property of their respective owners. These are shown in the document *Trademark Information*.







# 1 Introduction

This document describes the Ericsson Centralized User Database (CUDB) Geographical Redundancy Decrease procedure.

## 1.1 Purpose and Scope

The CUDB Geographical Redundancy Decrease procedure is performed by removing (decommissioning) the CUDB site of the CUDB system deployed with symmetrical CUDB nodes deployment. For more information about Geographical Redundancy in the CUDB system, please refer to [CUDB Deployment Guide](#).

## 1.2 Target Groups

This document is intended for Ericsson field support engineers and experienced Ericsson personnel.

## 1.3 Revision Information

### **Rev. A**

Initial release.

## 1.4 Prerequisites

Before starting this procedure, ensure that the documents listed in [Reference List](#) on page 7 are available.

The following conditions must be fulfilled to perform the CUDB Geographical Redundancy Decrease procedure:

- The procedure assumes a symmetrical CUDB nodes deployment. Nodes in different sites have the same DSGs defined.
- A CUDB site cannot be decommissioned if the system contains only two sites.
- Ensure that all of the conditions listed in [CUDB Node Decommission](#) are fulfilled.



## 1.5 Typographic Conventions

Typographic Conventions can be found in the following document:

- Typographic Conventions



## 2 Overview

The CUDB Geographical Redundancy Decrease procedure is used to remove (decommission) a CUDB site of the symmetrical 1 + 1 + 1 (triple geographical redundancy) CUDB system. An example of the Geographical Redundancy Decrease procedure is shown in the following figures.

Figure 1 illustrates an example of the CUDB system with 2 nodes per site. It is possible to decommission the CUDB site regardless of the number of the nodes in that CUDB site.

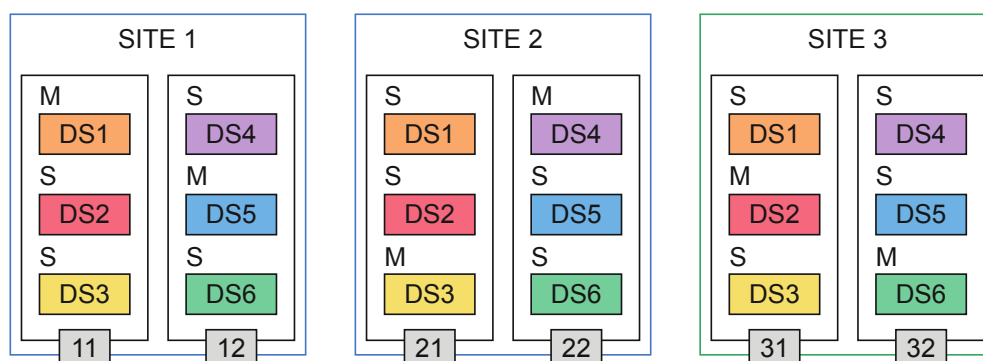


Figure 1 The Initial State: the CUDB System in Triple Geographical Redundancy

The CUDB Geographical Redundancy Decrease procedure is performed by removing (decommissioning) the node(s) belonging to the CUDB site planned for decommission as shown in Figure 2.

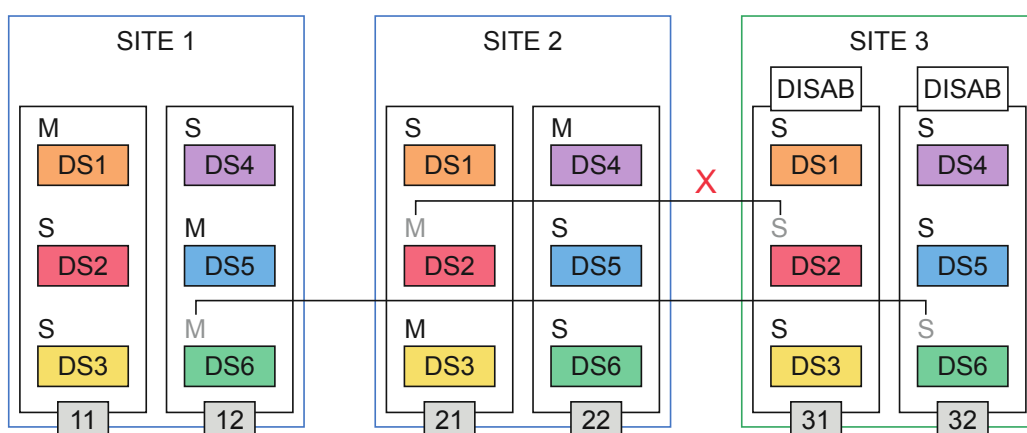


Figure 2 Decommissioning of One CUDB Site



After removing the last node in the site, the site is removed. The result of a successfully completed site removal is a fully functioning 1 + 1 (double geographical redundancy) CUDB system, operating without the removed CUDB site, as shown in [Figure 3](#).

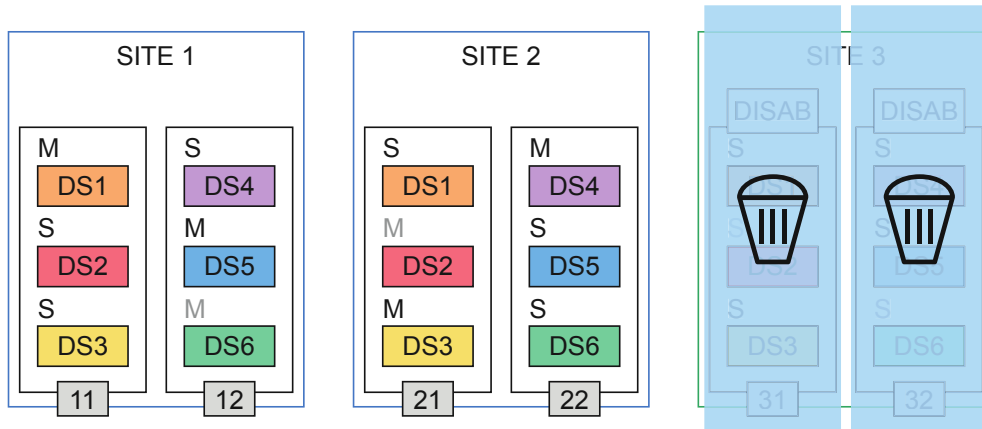


Figure 3 The Resulting CUDB System (1+1) after CUDB Geographical Redundancy Decrease Procedure is Performed



# 3 Geographical Redundancy Decrease Procedure

To perform the CUDB Geographical Redundancy Decrease procedure, execute the following steps:

## Steps

1. Ensure that all prerequisites described in [Prerequisites](#) on page 1 are fulfilled before decommissioning a CUDB site from the CUDB system.
2. Identify the CUDB site that needs to be decommissioned.
3. Remove the CUDB nodes from the selected site one by one according to the procedure described in [CUDB Node Decommission](#).

---

---

### Attention!

Removing a CUDB site is supported by decommissioning all the nodes deployed in that site.

---

---



## Glossary

For the terms, definitions, acronyms and abbreviations used in this document, refer to CUDB Glossary of Terms and Acronyms



# Reference List

## **CUDB Documents**

1. CUDB Deployment Guide
2. CUDB Node Decommission
3. CUDB Node Commands and Parameters
4. CUDB Node Network Description
5. CUDB Node Network Configuration
6. CUDB System Administrator Guide
7. CUDB Glossary of Terms and Acronyms