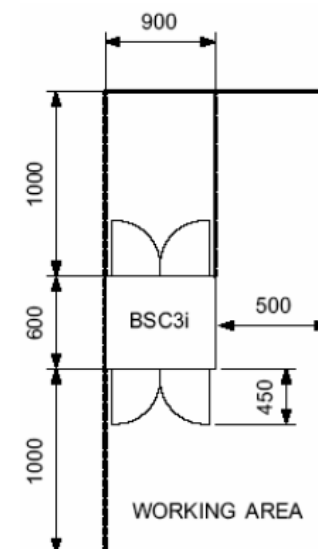
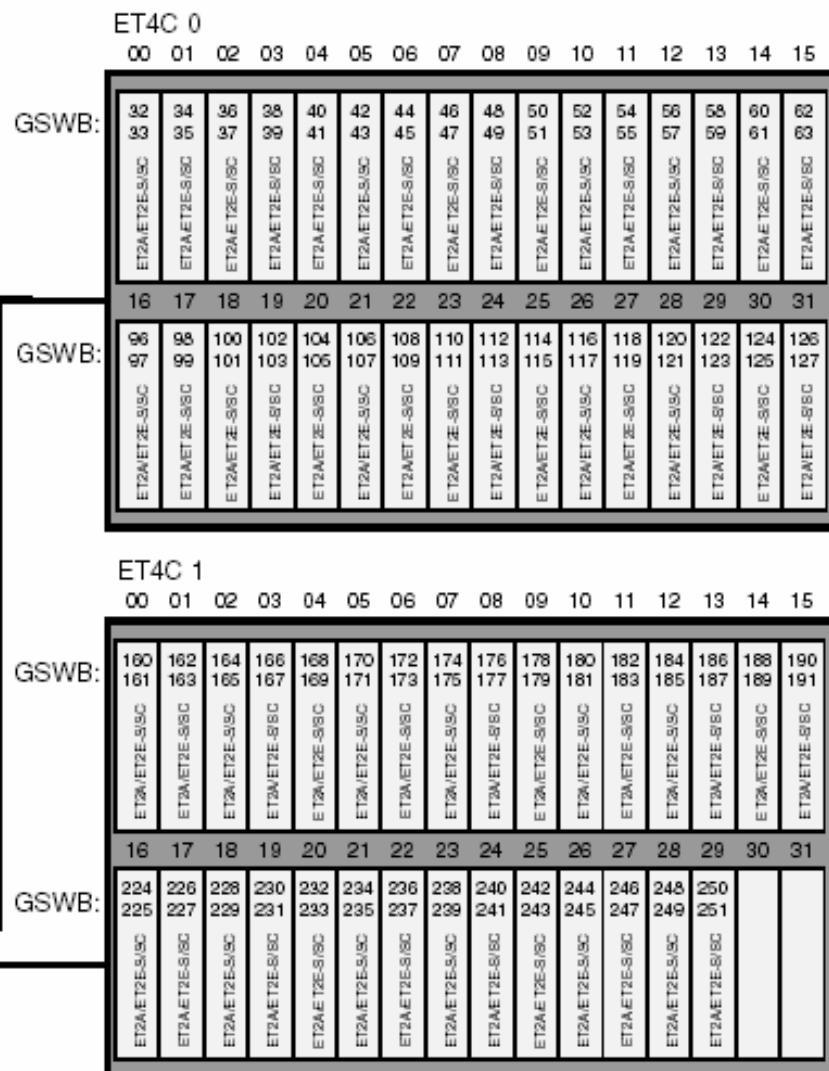
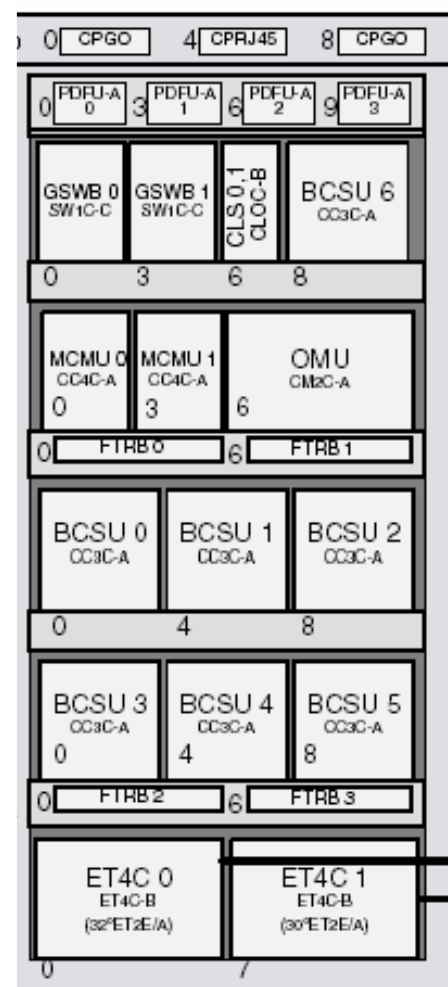


SHELTER LAYOUT'S FOR INSTALLING BSC

3SCC



Power (w) -1800w

BSC 3i – 350kg

Dimensions : 900 X 600 X 2000

•Leave a free space of at least 1000 mm (3.3 ft) both in front of and behind each rack; this allows access to rack from the front and the back.

•Leave a space of at least 500 mm (1.6 ft) between the ends of the rack row(s) and the walls.

•Above the racks, there must be at least 500 mm (1.6 ft) of working space.

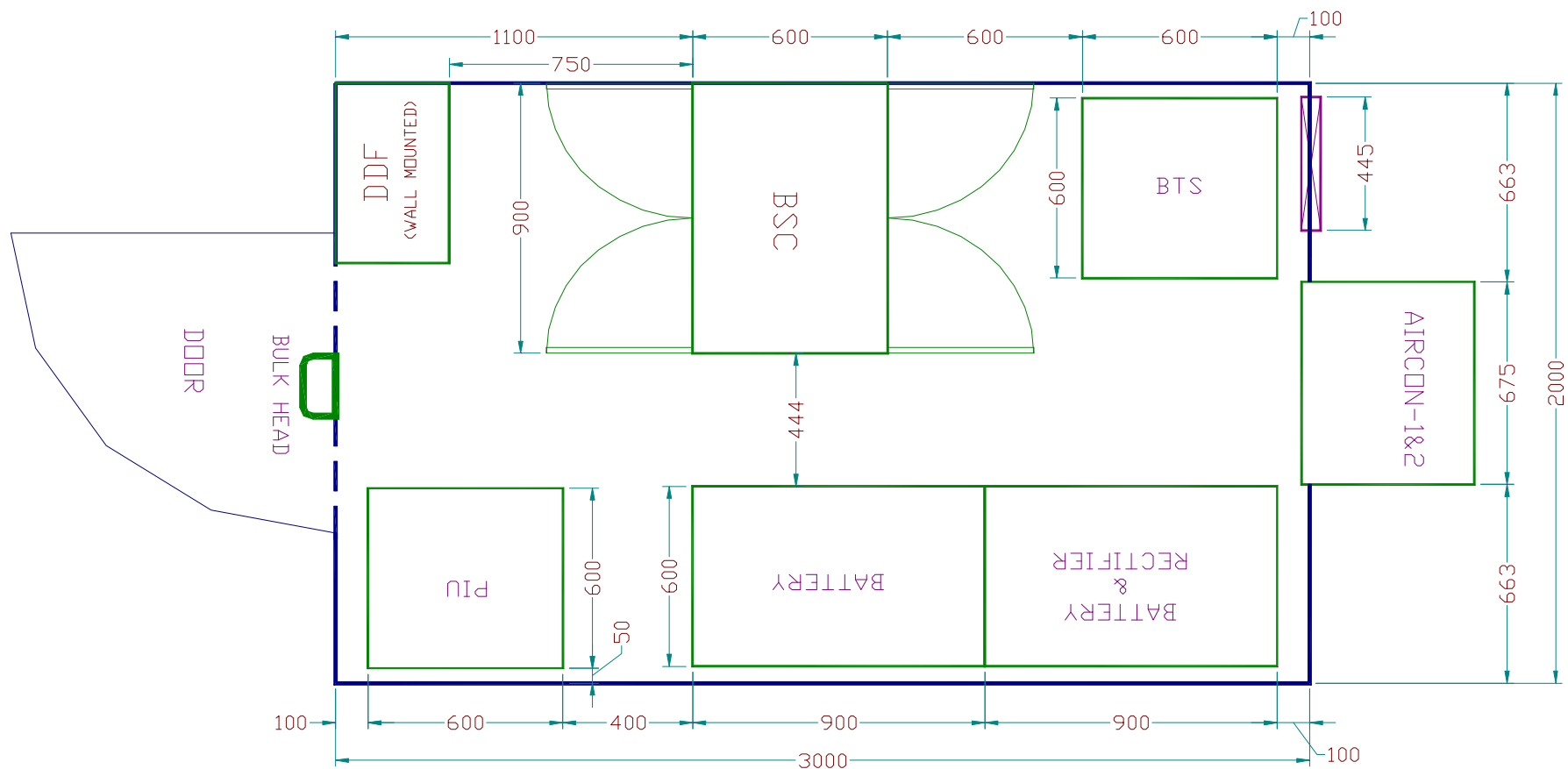
Company Confidential

© 2006 NOKIA

Reference Book / Site Engg. / 05 – 06 / Dhar Vikas

NOKIA
Connecting People

Shelter Size : 2X3X2.5m

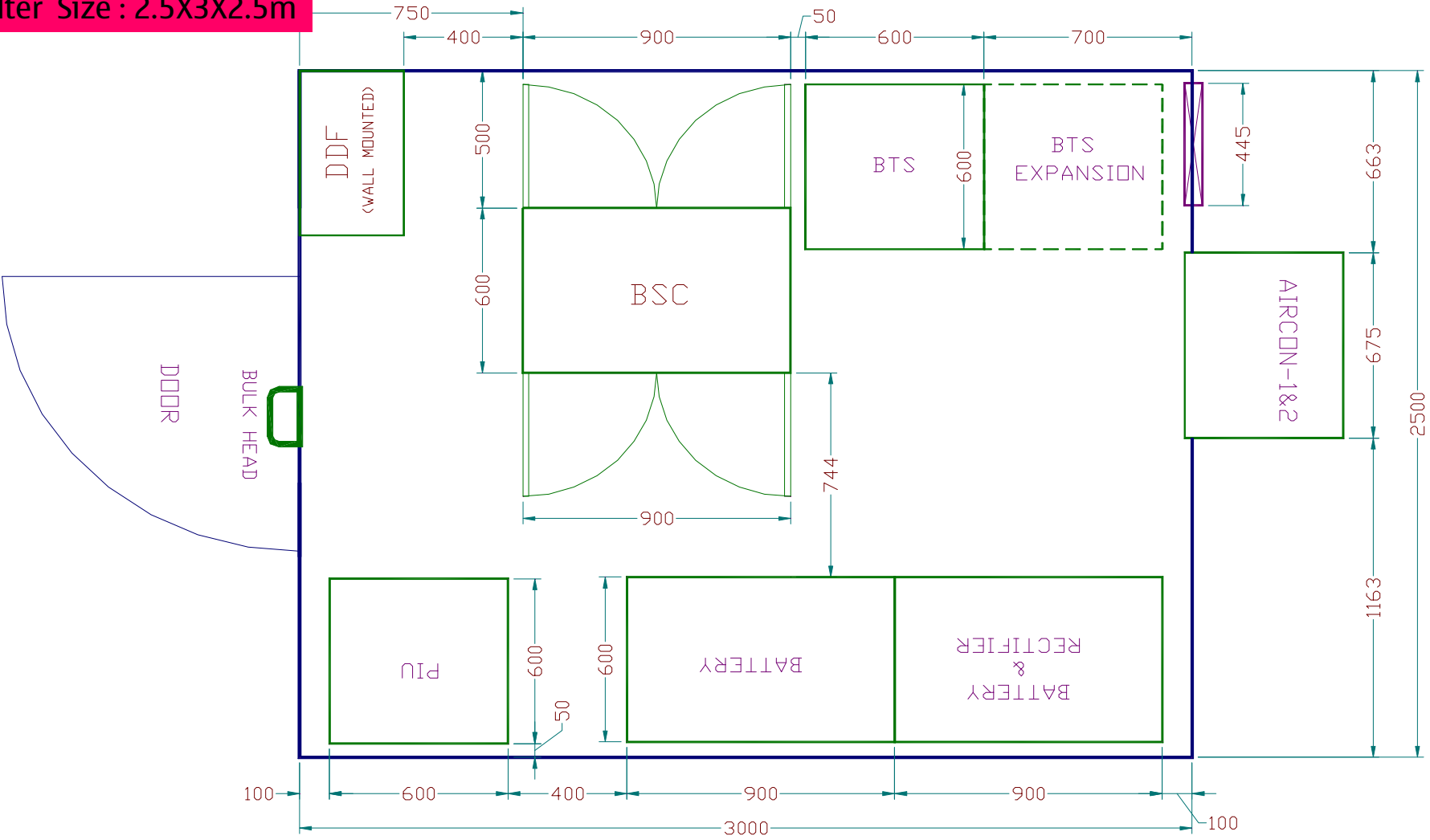


NOTE:
ALL DIMENSIONS IN MM

Company Confidential

	Name	Date	CUSTOMER:		
Drawn	NARESH	09.05.06			
Checked	VIKAS DHAR	09.05.06			
Appr. by CUST			SHELTER LAYOUT (2x3x2.5M)		
			Scale	Sheet	Belongs to
			NS	001	XXXX
			XXXXXXXXXXXX		

Shelter Size : 2.5X3X2.5m



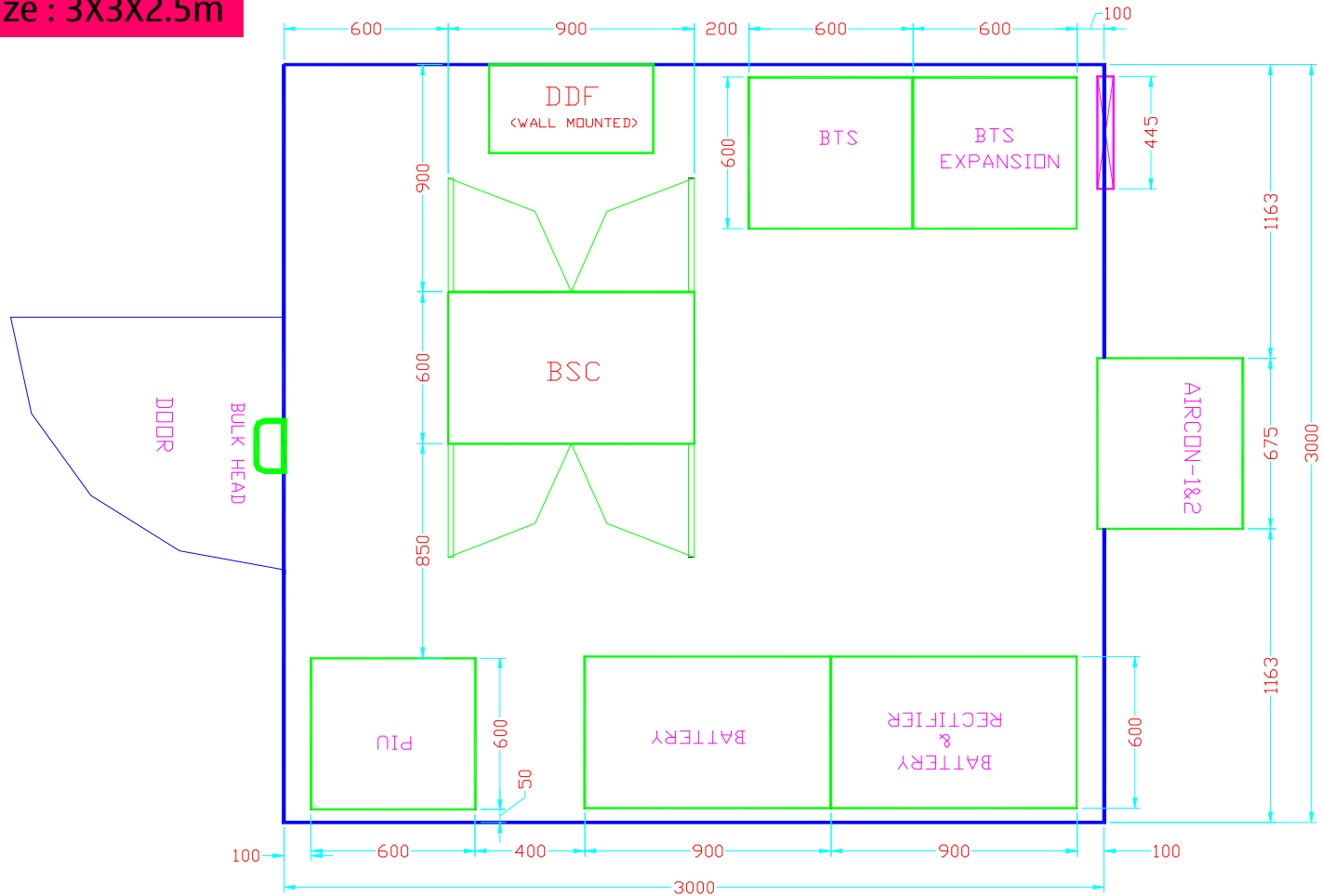
NOTE:
ALL DIMENSIONS IN MM

Company Confidential

	Name	Date	CUSTOMER:		
Drawn	NARESH	09.05.06			
Checked	VIKAS DHAR	09.05.06			
Appr. by CUST			SHELTER LAYOUT (2.5x3x2.5M)		

NOKIA		
Scale NS	Sheet 001	Belongs to XXXX
XXXXXXXXXXXX		

Shelter Size : 3X3X2.5m

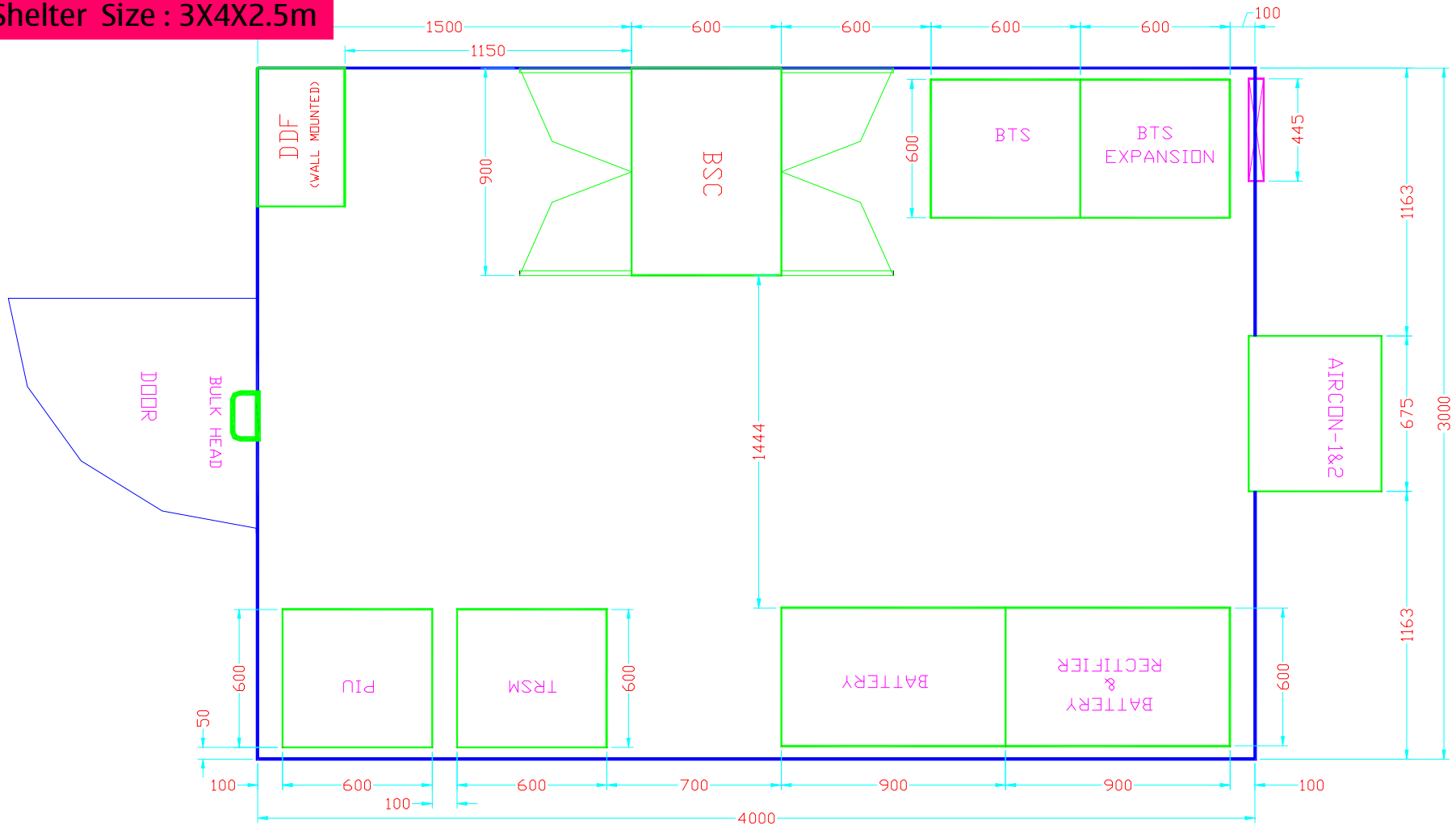


NOTE:
ALL DIMENSIONS IN MM

	Name	Date	CUSTOMER:		
Drawn	NARESH	09.05.06			
Checked	VIKAS DHAR	09.05.06			
Appr. by CUST			SHELTER LAYOUT (3x3x2.5M)		
			Scale	Sheet	Belongs to
			NS	001	XXXX
			XXXXXXXXXXXXXX		

Company Confidential

Shelter Size : 3X4X2.5m



NOTE:
ALL DIMENSIONS IN MM

	Name	Date	CUSTOMER:		<div>NOKIA</div>		
Drawn	NARESH	09.05.06					
Checked	VIKAS DHAR	09.05.06					
Appr. by CUST			SHELTER LAYOUT (3x4x2.5M)		Scale NS	Sheet 001	Belongs to XXXX
					XXXXXXXXXXXX		

Company Confidential

CYR Alarm cable BSC / MSC Specification's

Pin	Colour	00	01
1	blue/white	AEI0	AEO0
2	white/blue	AEI1	AEO1
3	orange/white	AEI2	AEO2
4	white/orange	AEI3	AEO3
5	green/white	AEI4	AEO4
6	white/green	AEI5	AEO5
7	brown/white	AEI6	AEO6
8	white/brown	AEI7	AEO7
9	grey/white	AEI8	AEO8
10	white/grey	AEI9	AEO9
11	blue/yellow	AEI10	AEO10
12	yellow/blue	AEI11	AEO11
13	orange/yellow	AEI12	AEO12
14	yellow/orange	AEI13	AEO13
15	green/yellow	AEI14	AEO14
16	green/yellow	AEI15	AEO15
17	brown/yellow	AEI16	
18	yellow/brown	AEI17	
19	grey/yellow	AEI18	
20	yellow/grey	AEI19	
21	blue/purple	AEI20	
22	purple/blue	AEI21	
23	orange/purple	AEI22	
24	purple/orange	AEI23	
25			

Signals on panel connectors 00 and 01 (external alarm inputs 00, AEIx and outputs 01, AEOx).

Column Colour shows the wire coding for cable type CYR (00 and 01).