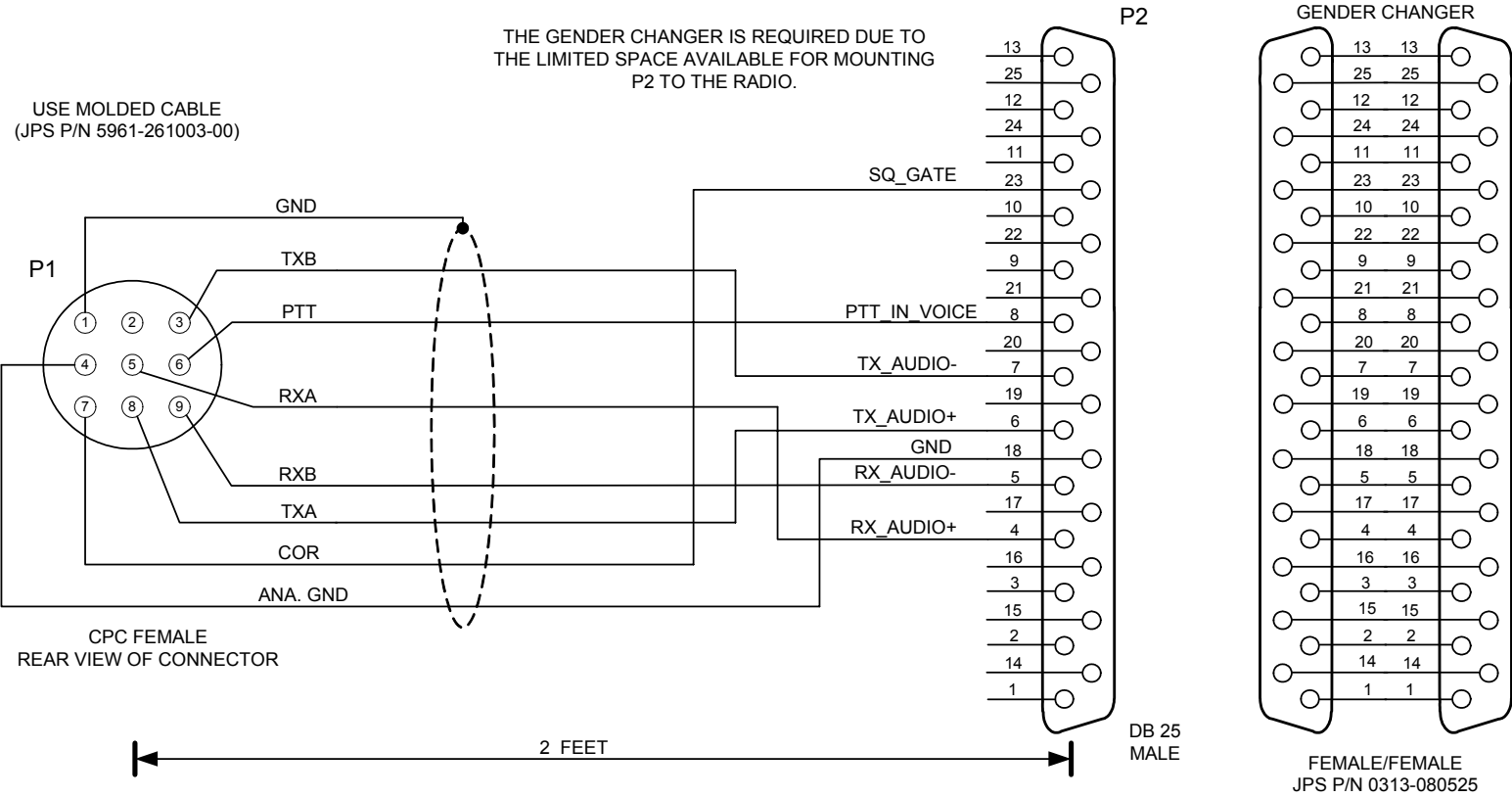


PURCHASED PART

Rev	ECO	Date
A		

USE MOLDED CABLE
(JPS P/N 5961-261003-00)



CPC FEMALE
REAR VIEW OF CONNECTOR

COMPONENT PCB
(JPS P/N 5961-271000)

JU1
JU2
JU4

NOTES: SHIELD DRAIN CONNECTED TO PIN 1 OF P1 ONLY.

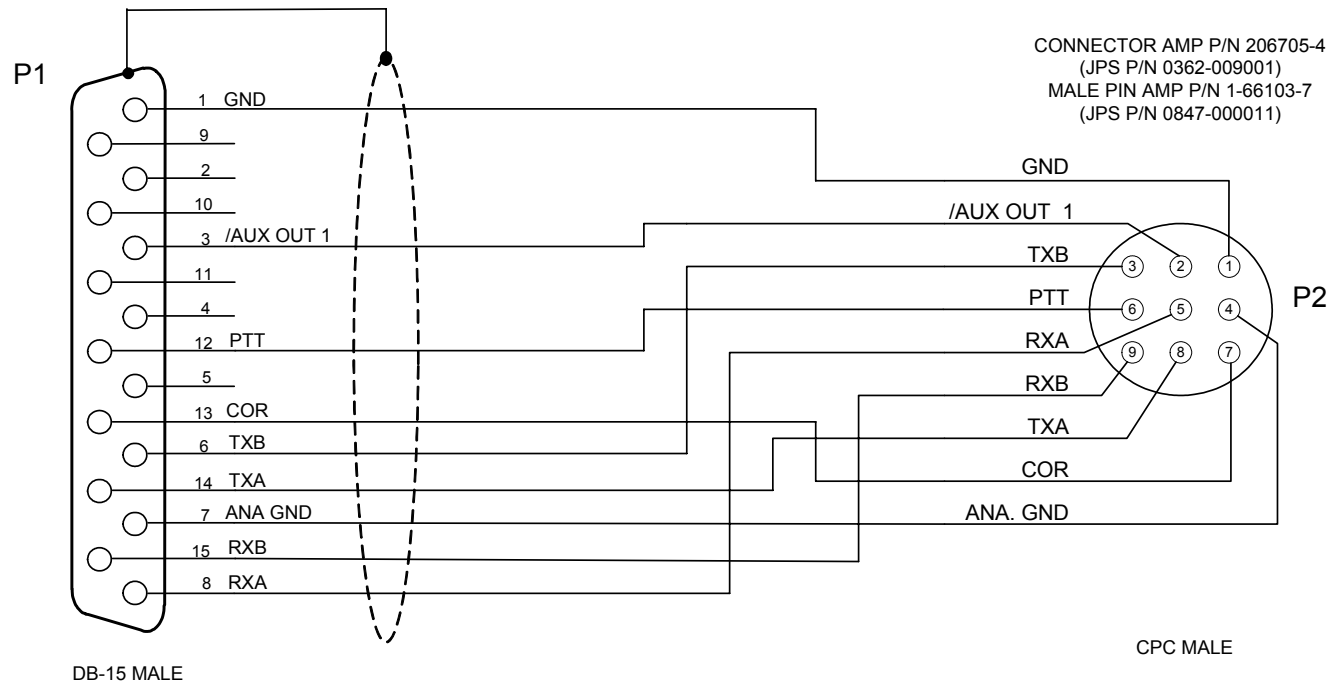
REPLACE GENDER CHANGER HARDWARE WITH 7/16 INCH JACKSCREWS. (USE JPS P/N 853-044003 AND CUT OFF EXCESS LENGTH).

USED WITH:
MOTOROLA MICOM-2E HF MOBILE (DB25 CONNECTOR)

Designed By:	CTS	Raytheon JPS Communications Raleigh, NC USA		
Drawn By:	EDV	Title CABLE, CPC TO MICOM-2E (DB25 CONNECTOR)		
Checked By:	JAC	Size A	Document Number 5961-271216	Rev A
Issued Date		NOVEMBER 5, 2003		Sheet 1 of 1

PURCHASED PART

Rev	ECO	Date
A		



- NOTES: 1) USE BELDEN 9934 SHIELDED CABLE.
2) CONNECT SHIELD DRAIN TO SHELL OF P1 ONLY.
3) CONNECTORS P1 AND P2 MUST BE MOLDED TO THE CABLE.
4) CABLE MUST BE LABELED WITH THE RAYTHEON/JPS P/N AND REV, VENDOR CODE AND DATE (MM/YY).

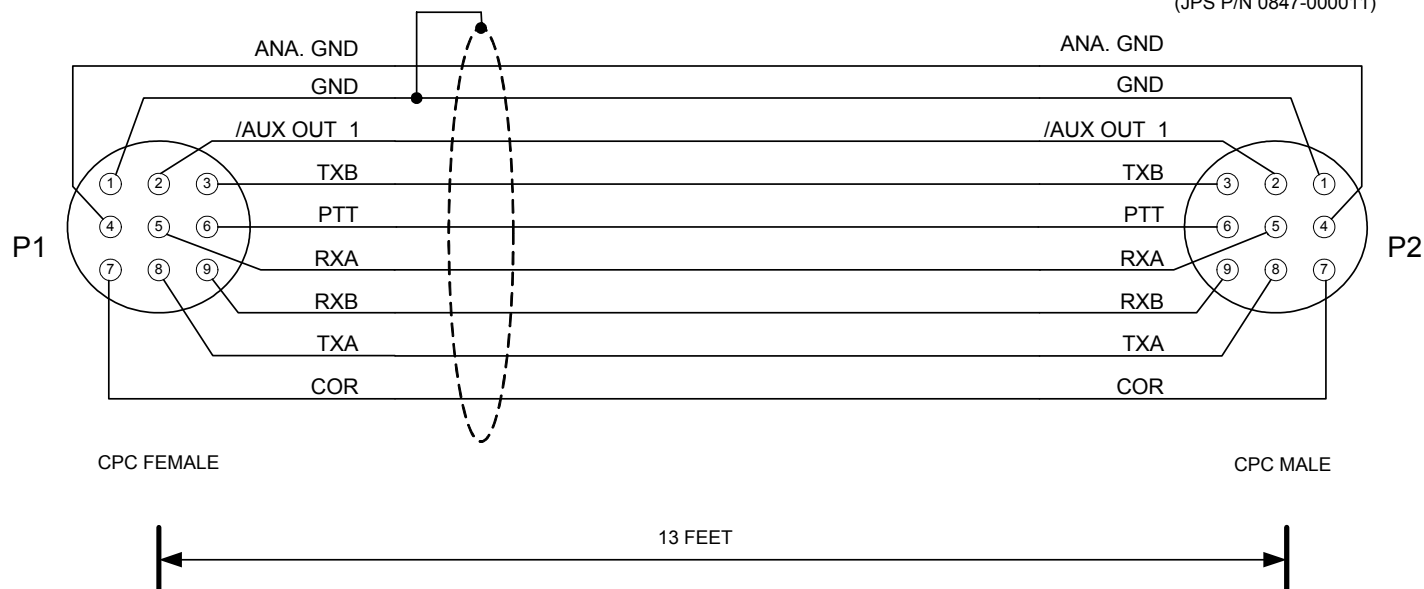
Designed By: JAC	Raytheon JPS Communications		
Drawn By: JAC	Title CABLE, ACU-1000 RADIO EXTENSION - 13 FT		
Checked By: RBP	Size A	Document Number 5961-261002-00	Rev A
Issued Date JANUARY 5, 2004		Sheet <u>1</u> of <u>1</u>	

Rev	ECO	Date
A		

PURCHASED PART

CONNECTOR AMP P/N 206708-1
(JPS P/N 0362-005003)
FEMALE PIN AMP P/N 1-66105-8
(JPS P/N 0362-005002)

CONNECTOR AMP P/N 206705-4
(JPS P/N 0362-009001)
MALE PIN AMP P/N 1-66103-7
(JPS P/N 0847-000011)



- NOTES: 1) USE BELDEN 9934 SHIELDED CABLE.
2) CONNECT SHIELD DRAIN TO PIN 1 OF P1 ONLY.
3) CONNECTORS P1 AND P2 MUST BE MOLDED TO THE CABLE.
4) CABLE MUST BE LABELED WITH THE RAYTHEON/JPS P/N AND REV, VENDOR CODE AND DATE (MM/YY).

Designed By: JAC	Raytheon JPS Communications Raleigh, NC USA		
Drawn By: JAC	Title CABLE, ACU-T RADIO EXTENSION - 13 FT		
Checked By: RBP	Size A	Document Number 5961-281013-00	Rev A
Issued Date JANUARY 5, 2004		Sheet <u>1</u> of <u>1</u>	