



**DSP PROGRAMMING:**

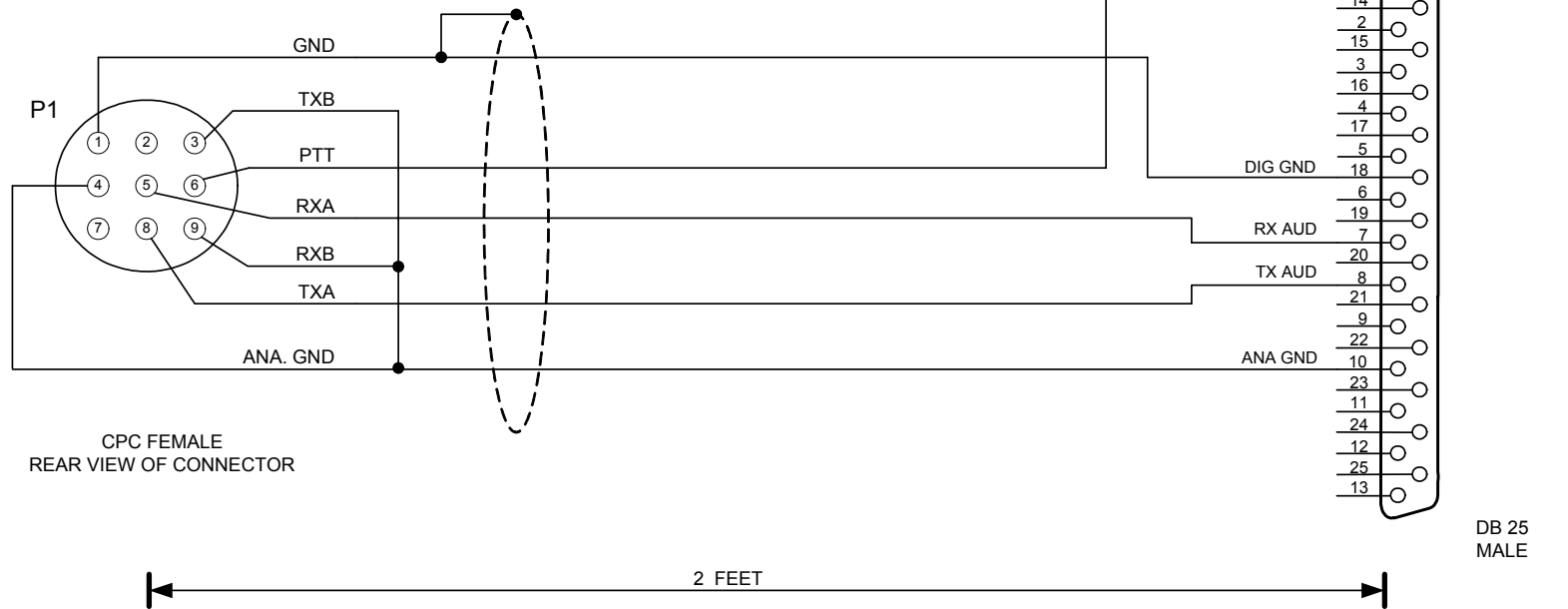
RX Level	4	-4dBm - (See notes)
TX Level	6*	0dBm*
Squelch Type	VOX*	
COR Polarity	Active Low*	
High Frequency Equalizer	5	+2dB
RX Audio Delay	2*	100 ms*
TX Audio Delay (Radio Type)	0*	No Delay*
Noise Reduction Value	0*	Off*
VOX/VMR Threshold	1*	Med1*
VOX/VMR Hang Time	3*	775 ms*
COR Inhibit After PTT	1*	100 ms*
All Others	As needed	
	(* Indicates Default Value)	

NOTES:        If the DSP Jumpers are left in the default positions (Lo Impedance and Balanced),  
                  the RX Level must be set at 7.

PURCHASED PART

Rev	ECO	Date
A		

USE MOLDED CABLE  
(JPS P/N 5961-261003-00)



CPC FEMALE  
REAR VIEW OF CONNECTOR

COMPONENT PCB  
(JPS P/N 5961-271000)

JU1  
JU2  
JU4  
JU5  
JU6

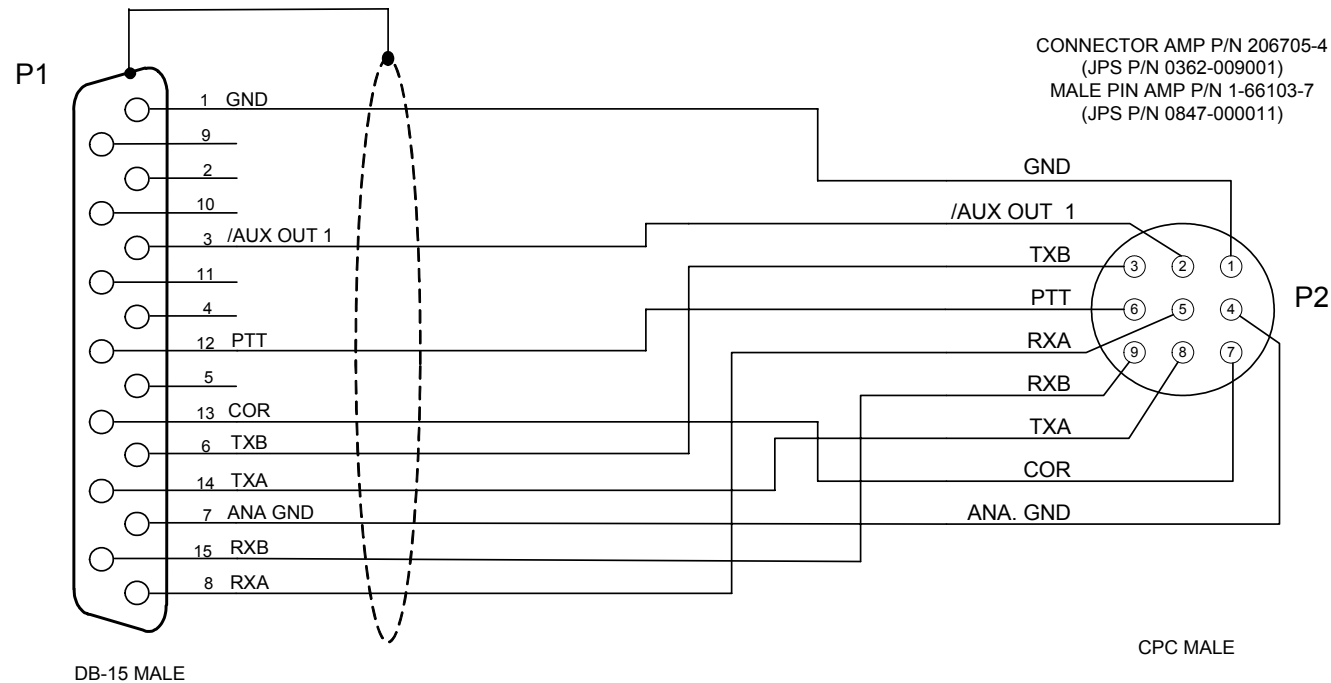
NOTES: SHIELD DRAIN CONNECTED TO PIN 1 OF P1 ONLY.

USED WITH:  
MOTOROLA SPECTRA BASE STATION (HIGH POWER)

Designed By: CTS	<b>Raytheon JPS Communications</b> Raleigh, NC USA		
Drawn By: EDV	Title CABLE, CPC TO MOTOROLA SPECTRA HIGH POWER		
Checked By: JAC	Size A	Document Number <b>5961-271157</b>	Rev A
Issued Date		NOVEMBER 14, 2003	Sheet 1 of 1

# PURCHASED PART

Rev	ECO	Date
A		



- NOTES: 1) USE BELDEN 9934 SHIELDED CABLE.  
2) CONNECT SHIELD DRAIN TO SHELL OF P1 ONLY.  
3) CONNECTORS P1 AND P2 MUST BE MOLDED TO THE CABLE.  
4) CABLE MUST BE LABELED WITH THE RAYTHEON/JPS P/N AND REV, VENDOR CODE AND DATE (MM/YY).

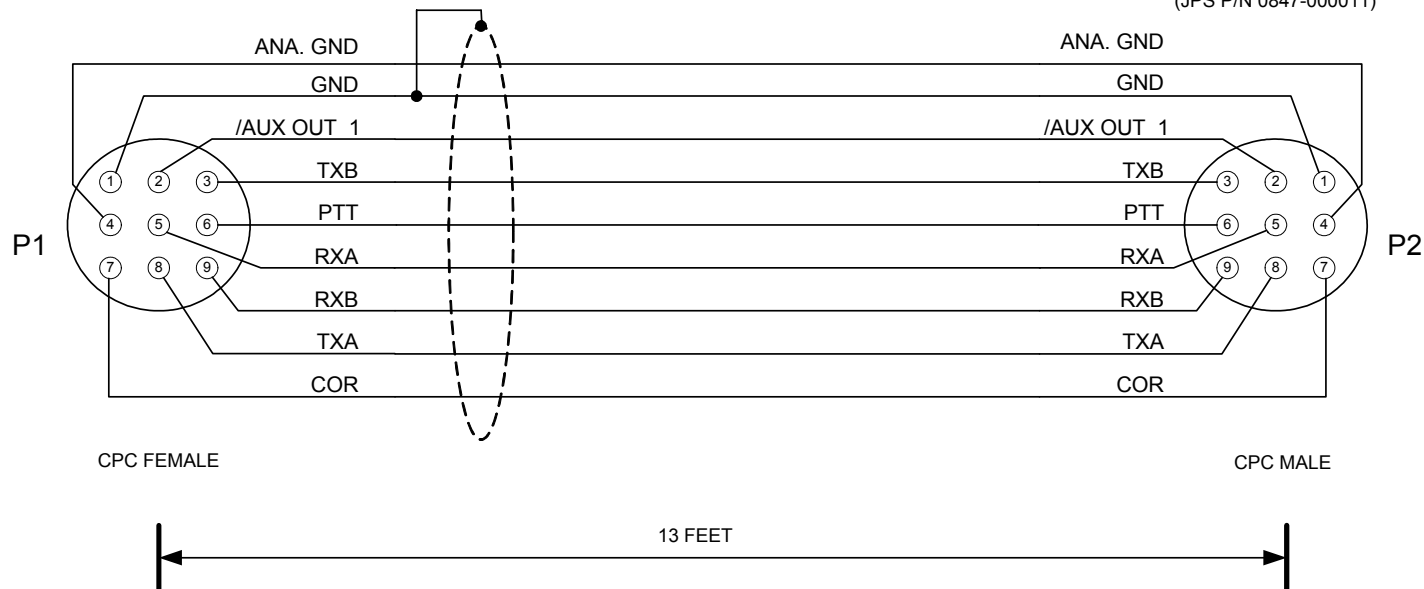
Designed By: JAC	<b>Raytheon JPS Communications</b>		
Drawn By: JAC	Title CABLE, ACU-1000 RADIO EXTENSION - 13 FT		
Checked By: RBP	Size A	Document Number <b>5961-261002-00</b>	Rev A
Issued Date JANUARY 5, 2004		Sheet <u>1</u> of <u>1</u>	

Rev	ECO	Date
A		

## PURCHASED PART

CONNECTOR AMP P/N 206708-1  
(JPS P/N 0362-005003)  
FEMALE PIN AMP P/N 1-66105-8  
(JPS P/N 0362-005002)

CONNECTOR AMP P/N 206705-4  
(JPS P/N 0362-009001)  
MALE PIN AMP P/N 1-66103-7  
(JPS P/N 0847-000011)



- NOTES: 1) USE BELDEN 9934 SHIELDED CABLE.  
2) CONNECT SHIELD DRAIN TO PIN 1 OF P1 ONLY.  
3) CONNECTORS P1 AND P2 MUST BE MOLDED TO THE CABLE.  
4) CABLE MUST BE LABELED WITH THE RAYTHEON/JPS P/N AND REV, VENDOR CODE AND DATE (MM/YY).

Designed By: JAC	<b>Raytheon JPS Communications</b> Raleigh, NC USA		
Drawn By: JAC	Title CABLE, ACU-T RADIO EXTENSION - 13 FT		
Checked By: RBP	Size A	Document Number <b>5961-281013-00</b>	Rev A
Issued Date JANUARY 5, 2004		Sheet <u>1</u> of <u>1</u>	