

Motorola Solutions Technical Notification (MTN)

TITLE: New APX™ CPS/RadioManagement and companion APX™ Radio Firmware Update SR2023.1

TECHNOLOGY: Astro™ Subscriber

What is this?

- An announcement of the latest software release of APX™ CPS/RM/RC and Radio firmware that provides new features and updates to resolve previous issues. (See release highlights in the product tables below).
- A good preventive maintenance practice - keeping current on available software versions ensures optimal functionality of APX™ products.
- This is an informational bulletin. No labor warranty is implied, intended or authorized.

Who should upgrade?

- Customers with this release are required to use the compatible version of CPS/RM for radio provisioning.
- Customers who require the new functionality described below.
- Customers currently experiencing any of the issues listed below or contained in the product release notes.

Where can I find it?

- For detailed information on this software release visit: <https://myview.motorolasolutions.com/login>
- *You must be a subscribed **MyView** member to view available software downloads.*
 - The MyView Support team can be reached at [1-800-MSI-HELP](tel:1-800-MSI-HELP); Use voice commands to ask for "MyView"

What if I don't see APX NEXT™ Firmware options on MyView™?

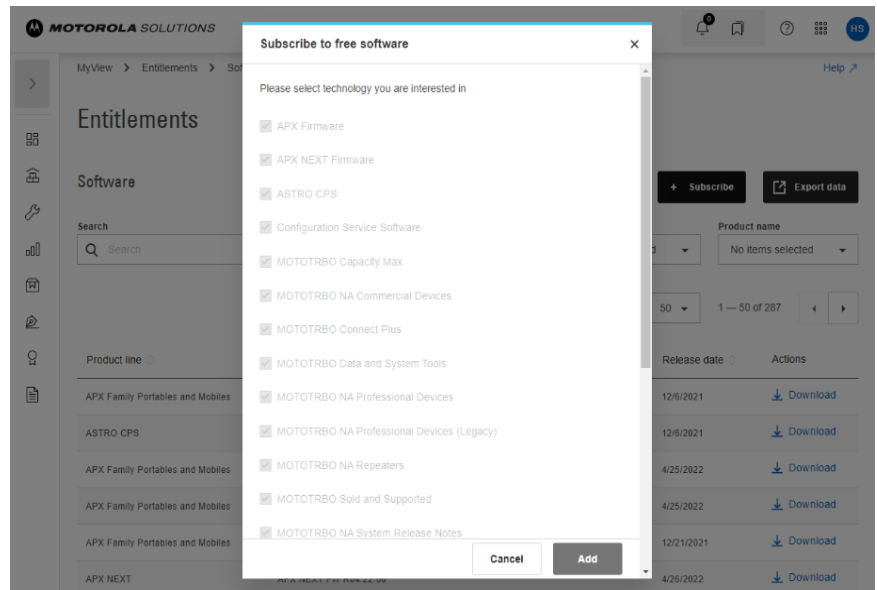
- There is a one-time step required for MyView users to subscribe to **APX NEXT™** firmware.

From MyView "**Entitlements**":

Select > **" + Subscribe"**

Select > **"APX NEXT™ Firmware"**

Select > **"Add"**



ANY USE NOT APPROVED BY MOTOROLA SOLUTIONS IS PROHIBITED. This Motorola Technical Notification (MTN) is issued pursuant to Motorola's ongoing review of the quality, effectiveness, and performance of its products. The information provided in this bulletin is intended for use by trained, professional technicians only, who have the expertise to perform the service described in the MTN. Motorola disclaims any and all liability for product quality or performance if the recommendations in this MTN are not implemented, or not implemented in compliance with the instructions provided here. Implementation of these recommendations may be necessary for the product to remain compliant with applicable laws or regulations. Please be advised, that failure to implement these recommendations in the manner instructed may also invalidate applicable warranties, or otherwise impact any potential contractual rights or obligations. MOTOROLA, MOTO, MOTOROLA SOLUTIONS, and the Stylized M Logo are trademarks or registered trademarks of Motorola Trademark Holdings, LLC and are used under license. All other trademarks are the property of their respective owners. ©2016 Motorola Solutions, Inc. All rights reserved."

New Annual Release Baseline Strategy

Based on customer feedback on the operational impacts due to radio firmware and CPS/Radio Management system upgrades, the APX team is rolling out a “**Baseline Release**” strategy to reduce the need to upgrade as frequently.

Astro Subscriber **Baseline Release 2023.1** is now available for download for fielded APX and N-Line devices. 2023.1 software becomes the first Baseline Release that Motorola has offered for APX and N Line subscribers. It is expected that Baseline Releases are maintained and offered for a period of one year.

The **SR2023.1 Release** is the first “**Baseline Release**”. A *Baseline Release is defined as follows:*

- A single major software release baseline (i.e. R30) to ship from the factory for a 1 year duration*
 - The first major release each year will be the **Baseline Release**
 - Example: 202X.**1** (*Rxx.yy.zz*) *xx - major version updated*
- *Maintenance Releases (MRs)* created to address product part changes (built on the Baseline Release)
 - Small, incremental release on a major release baseline, reflected by minor version update
 - Example: 202X.**1** (*Rxx.yy.zz*) *yy- minor version updated*
 - May contain updates to address high impact field issues

*The *Baseline Release is planned to change in Q2 annually* and best practices are to plan and prepare for upgrades around these Baseline Release cycles.

Note: The Baseline firmware can be identified on MyView (“xxxx_base.zip”) and RadioCentral as the following:

APX CPS Package:

- APXCPS_SUITE_CPS_R30.00.00_2023.1_base.zip

APX Firmware Package:

- APX_Mega_R30.01.00_2023.1_base.zip



APX NEXT Firmware Package:


- MyView - APX_NEXT_FW_R04.71.00_2023.1_base.zip
- RadioCentral - amp_sdm660_64_R04.xx.00_R04.71.00 (note: multiple upgrade packages exist in RadioCentral)

N70 Firmware Package:

- MyView - APX_N70_FW_R01.41.00_2023.1_base.zip
- RadioCentral - aloha_32go_R01.xx.00_R01.41.00 (note: multiple upgrade packages exist in RadioCentral)



SR2023.1 : APX™ CPS / RM and companion APX Radio Firmware Update



Product	New version	New Part #	Previous version	Notes
APX™ CPS	R30.00.00	RVN5224BV	R29.00.03	CPS Stand Alone
Radio Management Suite	2.45.190	RVN5306AG	2.43.214	Radio Management Suite
	New Features: <ul style="list-style-type: none"> • Support for SmartConnect Devices on a Foreign P25 System • New options: Emergency Compatibility Options -> Emergency Exit Control field • New field for the Conventional and Trunking Emergency Profile, Remote Activation of Emergency • New checkbox field: Polite DVRS Inbound PTT Request at Conventional Personality -> Features • New checkbox field: Acoustic Feedback Suppressor, which can be enabled on the Radio Profiles and applies to APX NEXT/N30/N50/N70 radios and RSMs • New checkbox field: Preferred Sites -> Allow Emergency at Blocked Site to allow the emergency override of blocked sites • New checkbox field: Trunking System's Features -> Radio Ergo -> Busy LED to allow the radio to turn on the Yellow LED when it receives a voice channel grant 			
	Important Fix Updates: <ul style="list-style-type: none"> • CPS: the External Accessory Enable field is hidden for portable radio models • Radio Management: attempting to perform subsequent firmware downloads over POP25 requires restarting the DP • When attempting to upgrade an APX 7500 Console firmware, Radio Management reports that there are no compatible versions on the server • Radio Management System View, attempting to sort against any header intermittently remains idle and does not perform the sort • CPS: Radio Ergonomics Menu Items scrollbar does not scroll smoothly • CPS: Can not load device certificates for TXM3000 			

Product	New version	Previous version	Notes
RadioCentral	2.136.189.0	2.132.210.0	CP Version R30.00.00
	New Features: <ul style="list-style-type: none"> • Support for SmartConnect Devices on a Foreign P25 System. • New options at Emergency Compatibility Options -> Emergency Exit Control field • New field for the Conventional and Trunking Emergency Profile, Remote Activation of Emergency • New checkbox field: Polite DVRS Inbound PTT Request at Conventional Personality -> Features • New checkbox field: Acoustic Feedback Suppressor, which can be enabled on the Radio Profiles and applies to APX NEXT/N30/N50/N70 radios and RSMs • New checkbox field: Preferred Sites -> Allow Emergency at Blocked Site to allow the emergency override of blocked sites • New checkbox field: Trunking System's Features -> Radio Ergo -> Busy LED to allow the radio to turn on the Yellow LED when it receives a voice channel grant 		

**Important Fix Updates:**

- The extended features, Indirect PTT Audio Routing and ADP Gating, flag as invalid with a status of Not Applicable & Used
- EID Feature Set upgrade does not allow the addition of Adaptive Noise Suppression, One Touch, and Enhanced Zone Bank and allows creation of target flashcode to add multiple bands for single-band APX Next

Product	New version	Previous version	Notes
APX Radio Firmware	R30.01.00	R29.00.00 R29.02.00 (FE)	SR2023.1 (FE): Factory Enablement Release only (no impact to fielded radios)
APX VR Platforms:	R1.76	R1.74	DVR-LX/DVR/VRX1000
	New Features: <ul style="list-style-type: none">• SmartConnect Device on Foreign P25 System Support• SmartConnect Device on Foreign P25 System with Emergency Cancel Support• Remote Activation of Emergency• PSU on DVR Busy Channel Lockout• Acoustic Feedback Suppressor for APX N30/N50 and RSMs• Radio Notification enhancements and SmartConnect UX Update		
	Important Fix Updates: <ul style="list-style-type: none">• None to Report		

Product	New version	Previous version	Supported Carriers
APX NEXT Radio Firmware	R04.71.00	R04.61.00	<ul style="list-style-type: none">• Verizon• AT&T• Bell Canada
APX N70 Radio Firmware	R01.22.00	R01.20.00	
	New Features: <ul style="list-style-type: none">• SmartSmartConnect Device on Foreign P25 System Support• SmartConnect Device on Foreign P25 System with Emergency Cancel Support• Remote Activation of Emergency• PSU on DVR Busy Channel Lockout• Acoustic Feedback Suppressor for APX N30/N50 and RSMs• Radio Notification enhancements and SmartConnect UX Update• SmartMessaging Evolution for 2023.1		
	Important Updates: <ul style="list-style-type: none">• None to Report		

Please visit the Motorola Solutions Learning site for important MTNs and Release Notes
<https://learning.motorolasolutions.com>

- MTN-0160-22-NA Updated Guidance for APX NEXT™ Upgrades
- MTN-0167-22-NA ASTRO Radio Test/Tune/Aignment - Best Practices

- MTN-0168-22-NA Critical APX NEXT™ security updates required to avoid service interruption

For more information on this release visit: <https://myview.motorolasolutions.com/login>