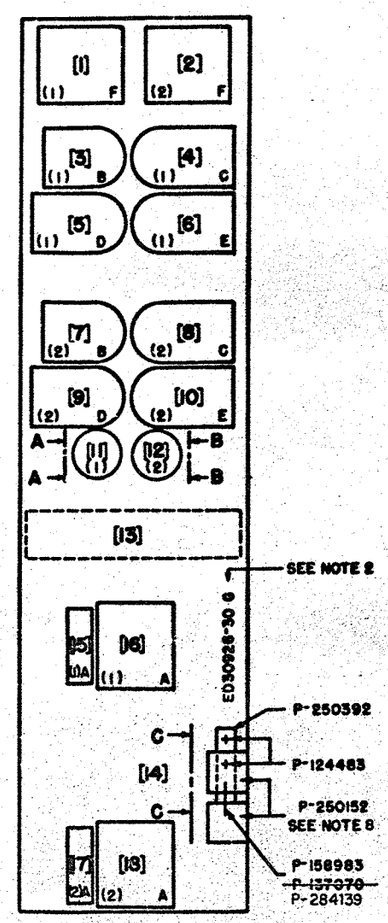

AUX COIN LINE EQPT (GROUP 2,3,7,8,11,12)

FIG. 1

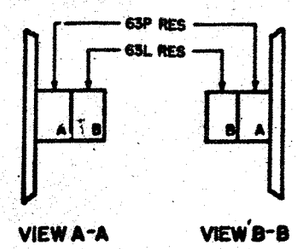

VIEW A-A VIEW B-B

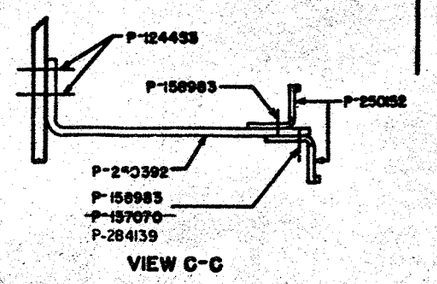

VIEW C-C

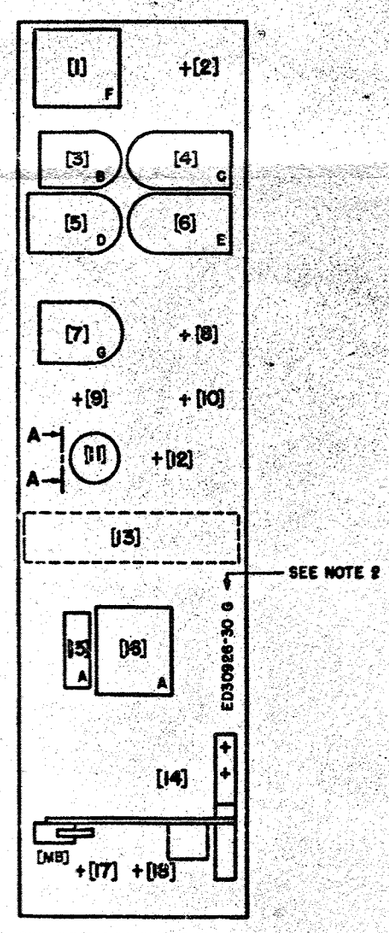

COIN TRUNK EQPT (GROUP 1,6)

FIG. 2

GROUP 1,2,4, 6,7,9,11	QUAN PER GRP	CODE	DESCRIPTION	NOTE	LINE
	1	~~D-177558~~ (6)H	MTG PLT E/W (FIG 1,2 OR 3)		1
	1	S513	REL POS 1	9	
3,5,8,10,12	1	S513	" 2	7	
	1	221HA	" 3		
	1	222JP	" 4		5
	1	223AG	" 5		
	1	222JN	" 6		
3,5,8,10,12	1	221HA	" 7		
1,6	1	221JP	" 7		
3,5,8,10,12	1	222JP	" 8		10
3,5,8,10,12	1	223AG	" 9		
3,5,8,10,12	1	222JN	" 10		
	1	63P	RES 11A		
	1	63L	" 11B		
3,5,8,10,12	1	63P	" 12A		15
3,5,8,10,12	1	63L	" 12B		
	1	242C	PLUG 13 REAR		
2,7,11	1	P-250392	BRKT 14		
2,7,11	2	P-250152	CARD HOLDER 14	8	
1,6	1	D-176984	TEST JACK 14		20
1,6	1	570A	KEY 14	6	
4,9	1	D-177597	TEST JACK 14		
4,5,9,10	1	P-250152	CARD HOLDER 14		
4,5,9,10	1	570A	KEY 14	10	
	1	44IN	CAP 15		25
1,2,4	1	206GG	REL 16		
3,5,8,10,12	1	44IN	CAP 17		
3,5	1	206GG	REL 18		
6,7,9,11	1	280H	" 16		
8,10,12	1	280H	" 18		30
11	1	P-284139	WASHER .116 X .312 X .028		35
~~2,7,11~~	~~1~~	~~P-137070~~	~~WASHER .120 X 1/4 X .031~~		
2,7,11	2	P-158983	R.H.M. SCR .112-36 X 7/32		
2,7,11	2	P-124483	R.H.M. SCR .138-32 X 3/16		
					40

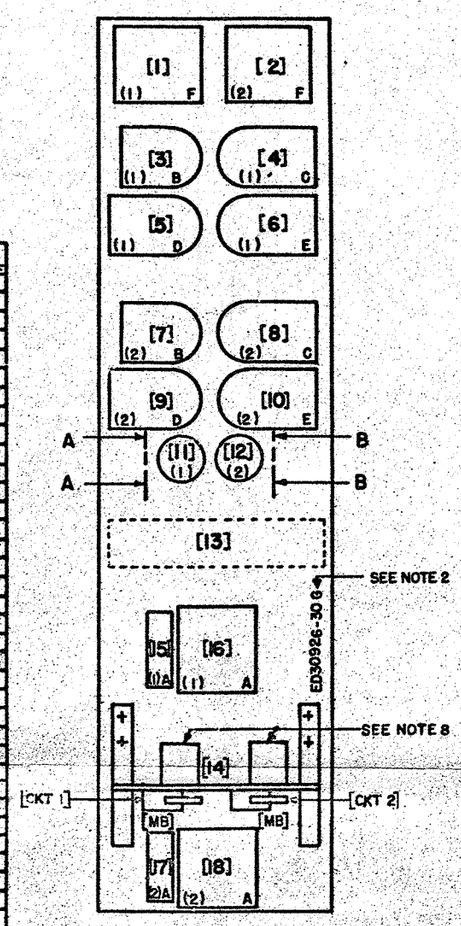

TWO COIN TRUNK EQPT (GROUP 4,5,9,10)

FIG.3

ENGINEERING NOTES

51	THIS DRAWING AGREES WITH	ISSUE	1	3	3E1	4	5	7	8	9								SHOP	INST
	ED-30926-01	ISSUE	1	3		6	7			9								X	
	SD-30926-01	ISSUE	1	2		4	5	6	7									X	
	BSP814-008150 (J39210)	ISS	1		2		3	4	5	6								X	
		APPX																	

52. ASSOCIATED JACK WIRING ~~4-532175-T532555~~
53. EQUIPMENT SHALL BE ORDERED IN ACCORDANCE WITH TABLE "A" — X X
54. THIS UNIT MAY BE USED IN PLACE OF UNIT PER A.E. CO'S CKT H-61247, H-61278, H-61344 OR H-61380 (SEE NOTE NOTE 55) — X X
55. WHEN UNIT IS FURNISHED AS A TRUNK UNIT FOR PAY STATION LINE GROUPS ONLY (GRP 4 OR 9) AND IS TO BE MOUNTED ON A.E. CO SHELF, IT WILL BE NECESSARY TO PROVIDE SHELF JACK WIRING FOR THE 2ND CKT — X
56. LIST WA PROVIDES WIRING ARRANGEMENT TO PREVENT COIN STATIONS FROM MAKING CAMA CALLS. — X

MANUFACTURING NOTES

1. EQUIP CIRCUITS PER TABLE "A" IN ACCORDANCE WITH THE GROUPS SPECIFIED
2. THE GROUP NUMBER OF THE SWITCH ORDERED SHALL BE STAMPED ON THE APPARATUS MOUNTING PLATE
3. DESIGNATIONS IN ( ) SHALL BE STAMPED IN ACCORDANCE WITH JOB REQUIREMENTS
4. DESIGNATIONS IN [ ] ARE FOR WIRING INFORMATION ONLY AND SHALL NOT BE STAMPED
5. THE GROUP NUMBER SHOWN AT THE TOP OF THE "GROUP COLUMN" APPLIES TO ALL ITEMS FOR WHICH GROUP NUMBERS ARE NOT SHOWN
6. THE 570-A KEY, FOR GRP 1 OR 6, SHALL BE MOUNTED ON THE BRACKET WHICH IS PART OF THE D-176984 TEST JACK
7. COVER CAPS SHALL BE REMOVED FROM THE S TYPE RELAYS IN POS 1 & 2
8. TO INSERT CARDS IN CARD HOLDERS OF FIG.3 OR IN TOP CARD HOLDER OF FIG.J, LOOSEN HOLDER AND INSERT CARD FROM BOTTOM.
9. FIG 1 USED WITH GROUPS 2,3,7,8,11 & 12, FIG 2 USED WITH GROUPS 1 & 6 FIG 3 USED WITH GROUPS 4,5,9 & 10
10. 570-A KEY, FOR GRP 4,5,9 OR 10, SHALL BE MOUNTED ON THE BRACKET WHICH IS PART OF THE D-177597 TEST JACK

(TABLE "A" CONTINUED)

RATING	GRP	EQUIPMENT	NO	CKT, FIG, WIRED & EQPD
	12	WRG & EQPT REQ'D IN ADDITION TO GROUP 11 FOR ONE AUX COIN LINE CKT LESS MTG PLATE, FOR EQUIPPING GROUP 11 WITH SECOND CKT	1	SD-30926-01 FIG.1 "M" & "W" WRG "S" WRG & APP
	11	ASSEMBLY, WRG & EQPT FOR ONE AUX COIN LINE CKT ON MTG PLATE OF 2 CKT CAPACITY	1	SD-30926-01 FIG.1 "M" & "W" WRG "S" WRG & APP
	10	WRG & EQPT REQ'D IN ADDITION TO GRP 9 FOR ONE COIN TRUNK LESS MTG PLT FOR EQUIPPING GRP 9 WITH SECOND CKT	1	SD30926-01 FIG 1, "S" & "Z" WRG & APP, "Q" & "V" WRG
	9	ASSEMBLY WRG & EQPT FOR ONE COIN TRUNK CKT ON MTG PLT OF 2 CKT CAPACITY WHEN USED FOR PAY STATION LINE GRPS ONLY	1	SD30926-01 FIG 1, "S" & "Z" WRG & APP, "Q" & "V" WRG
MFR DISC (SEE G-12)	8	WRG & EQPT REQ'D IN ADDITION TO GRP 7 FOR ONE AUX COIN LINE CKT LESS MTG PLATE, FOR EQUIPPING GRP 7 WITH SECOND CKT	1	SD30926-01 FIG 1, "Q" & "W" WRG, "S" WRG & APP
MFR DISC (SEE G-11)	7	ASSEMBLY WRG & EQPT FOR ONE AUX COIN LINE CKT ON MTG PLATE OF 2 CKT CAPACITY	1	SD30926-01 FIG 1, "Q" & "W" WRG, "S" WRG & APP
	6	ASSEMBLY WRG & EQPT FOR ONE COIN TRK CKT WHEN TRUNK IS USED FOR MIXED PAY STATION AND REGULAR LINE GROUPS	1	SD30926-01 FIG 1, "S", "T" & "Y" WRG & APP, "Q" WRG
MFR DISC (SEE G-10)	5	WRG & EQPT REQ'D IN ADDITION TO GRP 4 FOR ONE COIN TRUNK LESS MTG PLT FOR EQUIPPING GRP 4 WITH SECOND CKT	1	SD-30926-01 FIG 1 "V" WRG & "Z" WRG & APP
MFR DISC (SEE G-9)	4	ASSEMBLY WRG & EQPT FOR ONE COIN TRUNK ON MTG PLT OF 2 CKT CAPACITY WHEN USED FOR PAY STATION LINE GRPS ONLY	1	SD-30926-01 FIG 1 "V" WRG & "Z" WRG & APP
MFR DISC (SEE G-8)	3	WRG & EQPT REQ'D IN ADDITION TO GRP 2 FOR ONE AUX COIN LINE CKT LESS MTG PLATE, FOR EQUIPPING GRP 2 WITH SECOND CKT	1	SD-30926-01 FIG 1 "W" WRG
MFR DISC (SEE G-7)	2	ASSEMBLY WRG & EQPT FOR ONE AUX COIN LINE CKT ON MTG PLATE OF 2 CKT CAPACITY	1	SD-30926-01 FIG 1, "W" WRG
MFR DISC (SEE G-6)	1	ASSEMBLY WRG & EQPT FOR ONE COIN TRK CKT WHEN TRUNK IS USED FOR MIXED PAY STATION AND REGULAR LINE GROUPS	1	SD-30926-01 FIG 1, "T" & "Y" WRG & APP

CONTINUATION OF TABLE A

TABLE A

WA	WRG REQ'D IN ADDITION TO GRP 6,9 OR 10 ON ALL JOBS USING ISSUE 8 OR LATER OF THIS DWG (SEE NOTE 56)	1	SD-30926-01 "K" WRG (FIG. 1)							

LINE	NAME	SCHEMATIC	DWG NO	FIG	OPT. WIRING	WIRED	NOTES	REMARKS
4								
3								
2								
1	POST COIN LINE OR TRK CKT	SD-30926-01	SD-30926-01	AS SPEC'D IN TABLE "A"				

CIRCUITS

SURFACE WIRING PROVIDED

	NAME	NUMBER	NAME	NUMBER
*	SURFACE WIRING RUNNING LIST	~~SWSD-30926-01~~ SWED-30926-30		

DRAWINGS DESIGNATED * WILL NOT BE REQUIRED BY THE INSTALLER
LIST OF ASSOCIATED DRAWINGS

C1	D3 E1	E7	H8

NDD 39210-1T 2-16-48

D.C.K. DWG.	R.E.B.	M.K.K.	1

IN STOCKLIST LINES 27 & 28 ADD -1- UNDER QUANTITY PER GRP. 6-24-48 CL:B FUT

D.C.K. DWG.	R.E.B.	M.K.K.	2

IN S.L. ON LINES 25 & 27 "MAIN" CODE WAS "4410." 3-23-48 CL:A

D.C.K. DWG.	R.E.B.	M.K.K.	3E1

IN TABLE A, S.L. & NOTE 9 GRPS 6 TO 10 ADDED. GRPS 1 TO 5, RATING WAS "A & M ONLY." 4-11-50 NDD39210-2H CL:B FUT

D.C.K. DWG.	R.E.B.	M.K.K.	4

IN TABLE A, GRPS 11 & 12 & REF TO SAME IN FIG 1 & S.L. ADDED. IN TABLE A, GRPS 7 & 8 RATING WAS A&M ONLY. NOTE 55 ADDED 5-21-51 NDD39210-3H CL:B FUT

D.C.K. DWG.	G.H.B.	M.K.K.	5

IN LIST OF ASSOC DWGS TABLE B & F TO "SWSP-30926-01" LINED OUT & "SWED-30926-30" ADDED 2-19-55 CL:B (FUT)

D.C.K. DWG.	G.H.B.	M.K.K.	6

IN S.L., LINE 1, D177598 LINED OUT & 161H ADDED. 6-29-56 CL:DD

D.C.K. DWG.	G.H.B.	M.K.K.	7

IN TABLE A GRP 11 & 12 NOTE 56 ADDED. 12-29-58 CL:DD

D.C.K. DWG.	G.H.B.	M.K.K.	8

IN FIG. 1 & VIEW C-C REF TO P284139 ADDED & P137070 LINED OUT. S.L. LINE 35 ADDED, LINE 36 LINED OUT. 8-31-66 CL:DD

D.C.K. DWG.	C.M.A.		9

ED-30926-30

STEP BY STEP SYSTEMS
35-E-97
ASSEMBLY, WIRING AND EQUIPMENT FOR COIN TRUNK OR AUXILIARY COIN LINE UNIT FOR DIAL POST PAYMENT SERVICE — SURFACE WIRED

9

A & M ONLY

OR 2

ED-30926-30

WESTERN ELECTRIC COMPANY, INC.

PRINTED IN U.S.A.

ED-30926-30