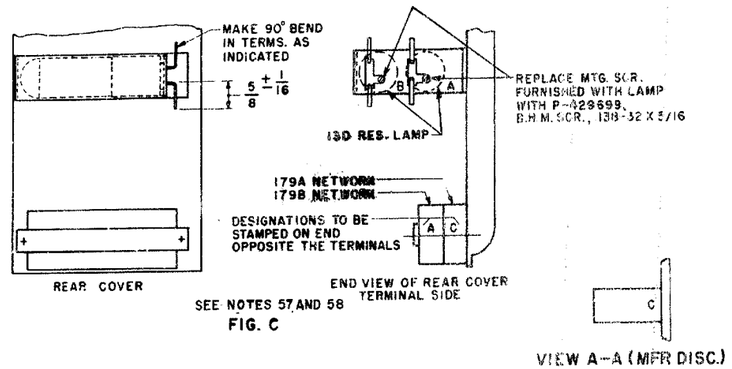


SEE NOTES 57 AND 58

FIG. C

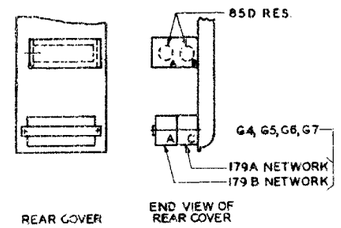


FIG. B
(MFR DISC.)




VIEW A-A (MFR DISC.)

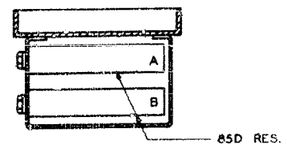


SECT. C-C

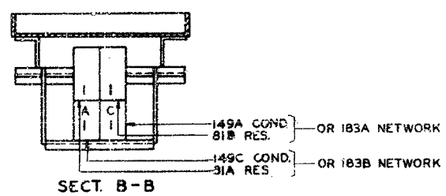


SECT. B-B

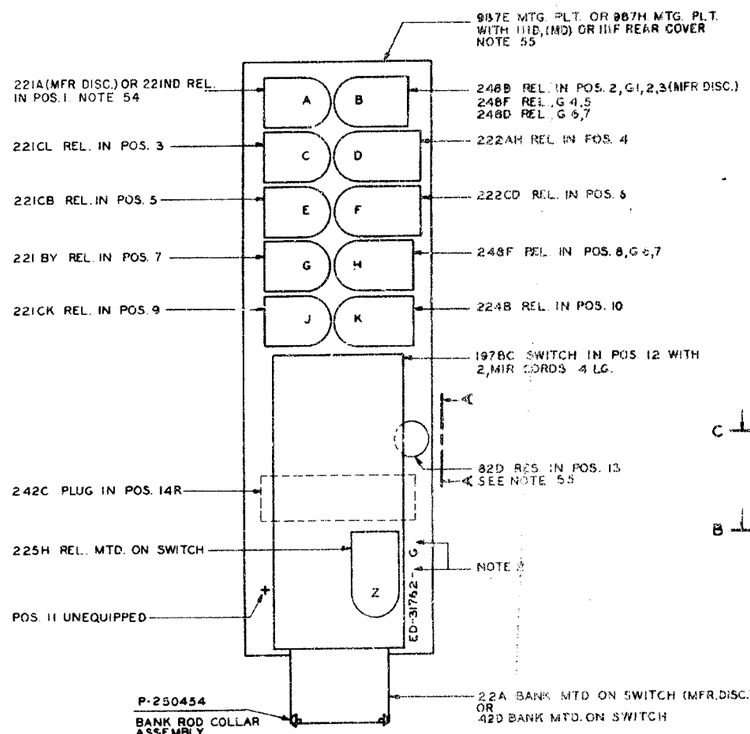


FRONT VIEW
SEE NOTE
FIG. 1

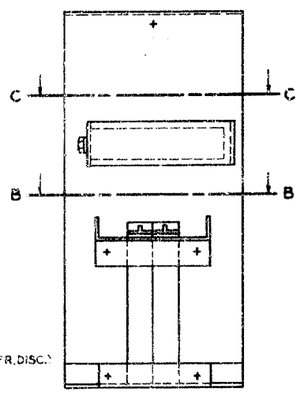


REAR COVER

FIG. A
(MFR. DISC.)

ENGINEERING NOTES:

51.

52 WIRING OF BANKS T-

53. ASSOCIATED JACK WIRING T-

54 ON ISSUE 7B THE 221A RELAY IS RATED "MFR. DISC".

55 THE 987E MOUNTING PLATE, 82D RES.(C) AND FIG. A ARE RATED "MFR. DISC." ON ISSUE 8D

56. ON ISSUE 9D, THE 22A BANK IS RATED "MFR. DISC.", REPLACED BY 42D BANK.

57. GROUP 8 AND FIG. C ARE FOR USE ON ALL NEW UNITS MFD. PER. ISS. 10D AND SUBSEQUENTLY.

58. ON ISSUE 13B GROUP 9 WAS ADDED AND 13D RESISTANCE LAMP (B) WAS ADDED TO FIG. C.

| SHOP | INST |
|---|---|
| | |

MANUFACTURING NOTES:

1 ALL ITEMS SHALL BE ASSEMBLED FOR SHIPMENT

2. THE SUFFIX OF THE MANUFACTURING DRAWING AND THE GROUP NUMBER OF THE SWITCH ORDERED SHALL BE STAMPED ON THE APPARATUS MOUNTING PLATE.

3. THIS UNIT SHALL BE SURFACE WIRED.

4 THIS SELECTOR UNIT IS FURNISHED COMPLETE WITH AND WIRED TO ITS ASSOCIATED MULTIPLE BANK AND WIPERS ARE ADJUSTED. THE BANKS ARE WIRED WITH 24GA BARE WIRE STRAPS BETWEEN ADJACENT TERMINALS 24SC WIRE FOR THE LOOPS AND 24SCB WIRE FOR LEADS TO THE SWITCH PLUG

5. GROUPS 1 2 & 3 ARE RATED "MFR DISC"

6. TWO BANK ROD COLLAR ASSEMBLIES P-250454 SHALL BE FURNISHED FOR MOUNTING THE BANK.

| DWG ISS | REV OR CD ISSUE | DATE ISSUED | APPROVED | |
|---|---|---|---|---|
| 8D | 8D | 4-25-61 | S.F.B. | W.G.F. |
| 9D | 9D | 5-26-68 | R.L.L. | |
| 10D | 10D | 12-11-53 | D.E.V. A.E.M. | G.E.D. R.L.L. |
| 11D | 11D | 5-9-66 | S.U.M. | M.E.B. A.A.B. P.O.B. |
| 12D | 12D | 7-30-68 | TSS | M.E.B. A.A.B. PD |
| 13B | 13B | 09-22-77 | FMF SJO GK | GFC RJK |

HW

| | | |
|---|---|---|
| | GROUP 9 | EQPT & WIRING TO BE FURNISHED IN ADDITION TO GROUPS 4 & 8 OR 6 & 8 TO ALLOW THIS CIRCUIT TO OPERATE WITH RINGER ISOLATORS PER P.90D011, SD-31762-01 "F" OPTION ONLY. OMIT "G" OPTION. |
| SEE NOTE 57 → | GROUP 8 | EQPT. & WIRING TO BE FURNISHED IN ADDITION TO GROUP 4, 5, 6 OR 7 ON ALL NEW REVERTING CALL SELECTORS TO INCREASE THE RINGING RANGE. SD-31762-01, "G" OPTION ONLY, OMIT "H" OPTION |
| | GROUP 7 | THIS GROUP IS IDENTICAL WITH GROUP 5 BUT ARRANGED FOR USE WITH A.E. CO. RURAL LINE REPEATER PULSE CORRECTING CIRCUIT OR A.E. CO. LONG LINE ADAPTER CIRCUIT. SD-31762-01, FIGS. 1, B & D. "T" & "H" APP. & WIRING. "M" & "Y" WIRING |
| | GROUP 6 | THIS GROUP IS IDENTICAL WITH GROUP 4 BUT ARRANGED FOR USE WITH A.E. CO. RURAL LINE REPEATER PULSE CORRECTING CIRCUIT OR A.E. CO. LONG LINE ADAPTER CIRCUIT. SD-31762-01, FIGS. 1, A & D. "T" & "H" APP. & WIRING. "M" & "Y" WIRING. |
| | GROUP 5 | ASSEMBLY, EQUIPMENT & WIRING FOR 1 REVERTING CALL SELECTOR FOR TERMINAL PER LINE 5 CODE RINGING ARRANGED TO RETURN ONE SHORT RING AS REVERTING CALL. SD-31762-01 FIGS. 1, B & C. "W" & "H" APP. & WIRING. "M" & "Y" WIRING. |
| | GROUP 4 | ASSEMBLY, EQUIPMENT & WIRING FOR 1 REVERTING CALL SELECTOR FOR TERMINAL PER LINE 5 CODE RINGING ARRANGED TO RETURN CALLING PARTY CODE AS REVERTING CALL. SD-31762-01, FIGS. 1, A & C. "W" & "H" APP. & WIRING. "M" & "Y" WIRING. |
| MFR DISC. NOTE 5 → | GROUP 3 | ASSEMBLY, EQUIPMENT & WIRING FOR 1 REVERTING CALL SELECTOR FOR TERMINAL PER LINE 5 CODE RINGING ARRANGED TO RETURN ONE SHORT RING AS REVERTING CALL. SD-31762-01, FIGS. 1, B & C. "Y" WIRING. "V" APP. & WIRING. |
| | GROUP 2 | ASSEMBLY, EQUIPMENT & WIRING FOR 1 REVERTING CALL SELECTOR FOR TERMINAL PER LINE 5 CODE RINGING ARRANGED TO RETURN CALLING PARTY CODE AS REVERTING CALL. SD-31762-01, FIGS. 1, A & C "Y" WIRING. "V" APP. & WIRING. |
| | GROUP 1 | ASSEMBLY EQUIPMENT & WIRING FOR 1 REVERTING CALL SELECTOR FOR TERMINAL PER LINE 5 CODE RINGING. SD-31762-01, FIGS. 1, A & C "A" & "X" WIRING. "V" APP. & WIRING. |

NOTICE
NOT FOR USE OR DISCLOSURE OUTSIDE THE BELL SYSTEM EXCEPT UNDER WRITTEN AGREEMENT.

ISSUE 13B

HW

ED-31762-01 2D99

STEP BY STEP SYSTEMS
NO. 355A
REVERTING CALL SELECTOR EQUIPMENT
TERMINAL PER LINE 5 CODE RINGING

A&M ONLY

ED-31762-01

BELL TELEPHONE LABORATORIES, INC.

ED-31762-01

6