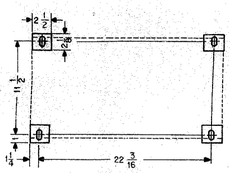

BASE DETAIL
FLOOR BEARING SURFACE

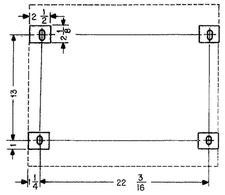

BASE DETAIL
FLOOR BEARING SURFACE

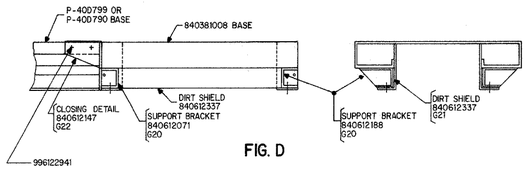

FIG. D

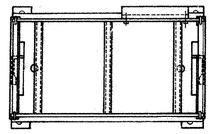

PLAN VIEW

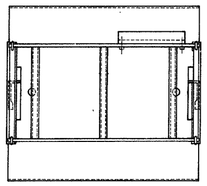

PLAN VIEW

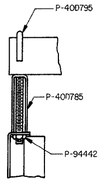

FIG. A
(SEE NOTE 5)

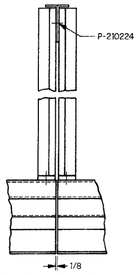

METHOD OF JUNCTIONING FRAMES
FIG. B

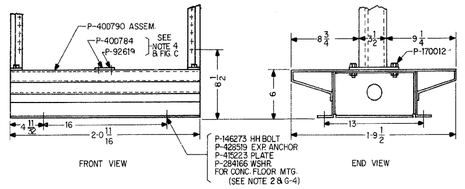

FRONT VIEW
END VIEW

G-2 OR G-6
(MFR DISC)

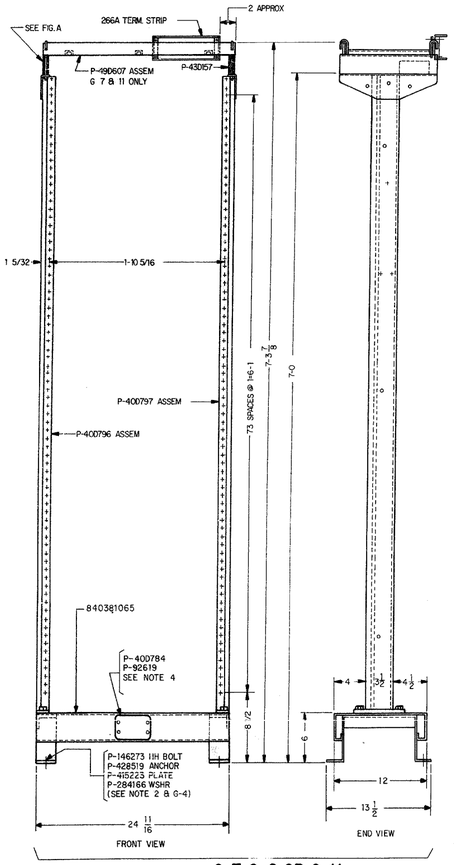

G-7, G-8 OR G-11
(MFR DISC)

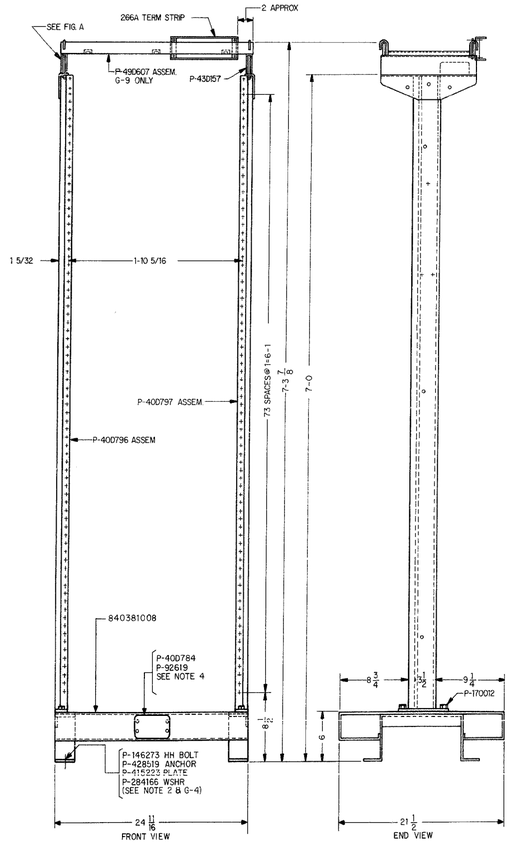

G-9 OR G-10
(MFR DISC)

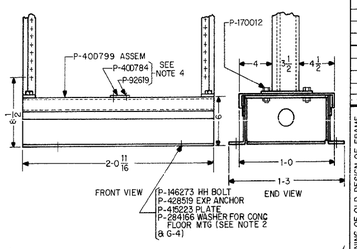

G-1 OR G-5
(MFR DISC)

ENGINEERING NOTES (CONTINUED)

56. GROUPS 7 THRU 11 RATED MD AND ARE REPLACED BY FOLLOWING GROUPS ON ED-66562-72.

DA	ED-66562-70	G-7	G-8	G-9	G-10	G-11
DA	ED-66562-72	G-13	G-14	G-15	G-16	G-17

GROUPS 18 AND 19 ON ED-66562-72 ARE THE SAME AS GROUPS 7 AND 9 EXCEPT DPTS IS OMITTED.

MANUFACTURING NOTES

SHOP	INST.	
		1. IN STOCK25T: ☒ INDICATES PARTS THAT ARE TO BE SHIPPED IN SAME CONTAINER WITH OTHER ITEMS IN SAME GROUP WHEN G-7 OR G-9 ARE ORDERED IN CONJUCTION WITH ED-66562-72. G-3 FOR SHOP EQUIPPED BAYS, THE FOLLOWING ☒ ITEMS: P-400785, P-400790, P-490607, P-400795, P-430157, P-400796, P-400797, P-400799 P-170012 & P-94442 BECOME "ASSEMBLED" ITEMS. ~~& THE 266A TERM. STRIP BECOMES A 1/4" ITEM. 1" ASSEMBLED AT TIME EQUIPMENT IS MTG ITEMS NOT MARKED TO BE ASSEMBLED FOR SHIPMENT.~~
	X	2. LAG SCREWS MAY BE USED FOR FASTENING BASE TO WOOD CONSTRUCTION AND SHALL BE OBTAINED LOCALLY.
	X	3. FRAMES SHALL BE JUNCTIONED IN ACCORDANCE WITH FIG B.
	X	4. COVER PLATE P-400784 AND MTG SCREWS P-92619 FURNISHED SHALL BE DISCARDED WHEN OUTLET MATERIAL IS INSTALLED.
	X	5. ENDS OF "J" BOLT P-400795 SHALL BE CUT OFF AS REQUIRED WHEN CABLE RACK SUPPORTS P-400875 & P-430157 ARE NOT USED.
		6. "S" DENOTES ITEMS TO BE SHIPPED SEPARATELY.
		7. WHEN INSTALLING CLOSING DETAILS PER G-22 POSITION CLOSING DETAIL ON BASE, MARK HOLES AND DRILL WITH NO. 24 DRILL. FASTEN CLOSING DETAILS WITH SELF TAPPING SCREWS FURNISHED.

G-22	G-21	G-20	G-	G-11	G-10	G-9	G-8	G-7	G-6	G-5	G-	G-	G-2	G-1	CODE	DESCRIPTION	NOTE	LINE
															840612188	SUPPORT BRACKET (RIGHT)	☒	
		2													840612071	SUPPORT BRACKET (LEFT)	☒	
		2													840612337	DIRT SHIELD	☒	
															840612139	CLOSING DETAIL (RIGHT)	7	45
1															840612147	CLOSING DETAIL (LEFT)	7	
1															P-284166	WASHER	☒	
															P-415223	CLAMP PLATE	☒	
															P-428519	EXP. ANCHOR	☒	
															P-146273	HH CAP SCR 3/8-16X1 3/4	☒	40
				2	2	2	2	2	2	2			2	2	P-401452	3/8X16	☒	
				4		4		4					4	4	P-94442	HEX NUT 1/4-20	☒	
				4	4	4	4	4	4	4			4	4	P-170012	1/2-13X1 1/4	☒	35
				2	2	2	2	2	2	2			2	2	P-210224	HH CAP SCR 3/8-16X5/8	☒	
															P-160123	1/4-20X3/8		
															P-353449	BHM SCR .216-24X3/4		
4															99612941	RHM SCR .164-32 X 1/4	7	30
				4	4	4	4	4	4	4			4	4	P-92619	RHM SCR .138-32X1/4	☒	
																		25
				4		4		4					4	4	P-400795	"J" BOLT	☒	
																		20
															266A	TERMINAL STRIP	S	
						1		1					1	1	266A	TERMINAL STRIP	☒	
				1			1	1							840381065	BASE ASSY	☒	15
					1	1									840381008	BASE ASSY	☒	
					1	1	1	1	1	1			1	1	ED-91205-50	G-16 CABLE BRACKET & WIRING SUPPORTS	☒	
				1		1		1					1	1	P-430157	CABLE RACK SUPPORT	☒	10
															P-400802	BRACE ASSEM	☒	
				1		1		1					1	1	P-490607	CABLE RACK ASSEM	☒	
				1		1		1					1	1	P-400785	CABLE RACK SUPPORT	☒	
				1	1	1	1	1	1	1			1	1	P-400784	COVER PLATE	☒	5
				1	1	1	1	1	1	1			1	1	P-400796	(LEFT)	☒	
				1	1	1	1	1	1	1			1	1	P-400797	UPRIGHT ASSEM (RIGHT)	☒	
										1			1		P-400799		☒	
										1			1		P-400790	BASE ASSEM	☒	1
CLOSING DETAIL FOR JOINING OF OLD DESIGN OF FRAME GROUPS 2 OR 6 WITH FRAME GROUPS 9, 10 AND ~~DISC. AVAIL~~ ED-66562-72 GROUPS 15, 16, OR 18 (SEE FIG. D)	DIRT SHIELDS FOR CLOSING SPACE UNDER GROUPS 9, 10 OR 11 FRAME. (DISC. AVAIL)	SUPPORT BRACKETS FOR USE WITH GROUPS 9 OR 10 G-22 STIFFENING 1-9 1/2 WIDE FRAME BASE (SEE FIG. D) ~~(DISC. AVAIL)~~	ONE RELAY RACK 1'-0" SHEET METAL BASE (MFR DISC) INCLUDING 12" CABLE RACK & FASTENING MATERIAL	ONE RELAY RACK 2'-6" SHEET METAL BASE (MFR DISC)	ONE RELAY RACK 2'-6" SHEET METAL BASE INCLUDING 12" CABLE RACK & FASTENING MATERIAL (MFR DISC)	ONE RELAY RACK 1'-0" SHEET METAL BASE (MFR DISC)	ONE RELAY RACK 1'-0" SHEET METAL BASE INCLUDING 12" CABLE RACK & FASTENING MATERIAL (MFR DISC)	ONE RELAY RACK 1'-9 1/2" SHEET METAL BASE (MFR DISC)	ONE RELAY RACK 1'-0" SHEET METAL BASE (MFR DISC)	ONE RELAY RACK 1'-9 1/2 SHEET METAL BASE INCLUDING 12" CABLE RACK AND FASTENING MATERIAL (MFR DISC)	ONE RELAY RACK 1'-3" SHEET METAL BASE INCLUDING 12" CABLE RACK AND FASTENING MATERIAL (MFR DISC)	CODE	DESCRIPTION

ENGINEERING NOTES

51. END GUARD AND BASE GUARD ASSEMBLIES SHALL BE ORDERED PER ED-66564-71. (DISC. AVAIL.)
53. ELECTRICAL APPLIANCE OUTLET MATERIAL SHALL BE ORDERED IN ACCORDANCE WITH ED-66574-10, G-5 (DISC. AVAIL.)
54. WHEN ORDERING G-8 OR G-10, ORDER CABLE RACK PER BSP 900-914-157.
55. THE TELEPHONE CO. ENGINEER SHALL ORDER G-12 WHEN DPTS IS TO BE WIRED BY THE INSTALLER.

(CONTINUED ABOVE)

DISCONTINUED AVAILABILITY

AN99 AT & T CO RATING: DISC. AVAIL. AT & T CO ~~RATING~~
WE. CO RATING: DISC. AVAIL. ~~WE. CO RATING~~

PBX SYSTEMS-COMMON SYSTEMS
701B & 711B PBX
RELAY RACK ASSEMBLY
ANGLE TYPE
1-0 AND 1-9 1/2 SHEET METAL BASE
ARRANGED FOR 37-2" MOUNTING PLATES
7-0 FRAME HEIGHT

ISSUE 17

ED-66562-70

WESTERN ELECTRIC COMPANY, INC. PROD. SUPT. 125

PRINTED IN U.S.A.

T12942B (8-64)

A11	T15

ORIGINAL ISSUE 7-8-57
IN FRONT VIEWS, BASE MTG. DETS. WERE SHOWN AS H-555-120 GPK DR, P-390018, P-284166, P-415223. MFG. NOTE 2 READ: LAG SCREWS ARE PROVIDED FOR OPTIONAL FASTENING OF FRAME TO FLOORS OF WOOD CONSTRUCTION. INSL. REMOVED FROM GPS 1 & 2, H-555-120 GPK, LINE 45. ADD G-4 AND LINES 40, 41, 42, 49. LINE 25, P-369018 SQ. HD. LAG SCR REMOVED. NOTE 54 ADDED.
6-5-70 621094B
DRL 9
DRAWING REDRAWN TO CONFORM WITH MICROFILM STANDARDS.
8-10-70 621094B
DRL 10
G-1, G-2, G5, & G-6 RATED "MO", G-7, G-8, G-9 & G-10 ADDED. IN STOCKLIST ADDED LINES 13 & 15. 840381008 & 390381065 RESPECTIVELY.
ND066562DR-1
CASE No. K9827
A.T.&T.CO. CL: MWE
W.E.CO. CL: DD
3-9-72
SRG 11
IN S.L. G-11 ADDED, VIEWS CHANGED ACCORD. IN G-4 REF TO G-7 & 9 ADDED. IN TITLE BOX REF TO COMMON SYSTEM ADDED. DIST CODE READ 1J07. ISS: 11 NDD READ 568562DR-1
NDD66562DR-2
CASE K4095
A.T.&T.CO. CL: D
W.E.CO. CL: DD
6-30-72
12
IN S.L. G-12 ADDED. IN G-4, G5 TO G-11 WAS G-7 & G-9. NOTE 6 & 55 ADDED. PART OF NOTE 1 LINED OUT. BASE DETAILS ADDED.
NDD66562DR-3
CASE NO. K 4123
1-15-73
A.T.&T.CO. CL: D
W.E.CO. CL: DD
13
GROUPS 7,8,9,10 AND 11 WERE STANDARD. GROUPS 3,4 & 12 MOVED TO ED-66562-72. GROUPS 20,21,22 AND STOCKLIST LINES 44-48 AND FIG. D ADDED. FIG. C REMOVED. IN S.L. G-3 & 4 REV.
NDD66562DR-4
K-4151
12-17-73
A.T.&T.CO. CL: D
WECO CL: DD
14
NOTE 56 ADDED.
4-1-74
A.T.&T.CO. CL: NONE
W.E.CO. CL: DD
15
S.L. LINE 30; NOTE 7 ADDED. REF TO G20, 21 & 22 ADDED IN FIG. D. REF TO NOTE 5 ADDED IN FIG. A. TITLE REV'D. 36-2" MTG PLATES, IN ISSUE NOTE 15 FD 66562-72 REV'D ED-66562-71.
7-8-74
A.T.&T.CO. CL: D
W.E.CO. CL: DD
16
GPS: 20-22 AND DRWG WERE RATED "ASM ONLY".
C.O. 990H7032 CL: M
10/22/99
BLF BHS BHS
17

ED-66562-70

A-40