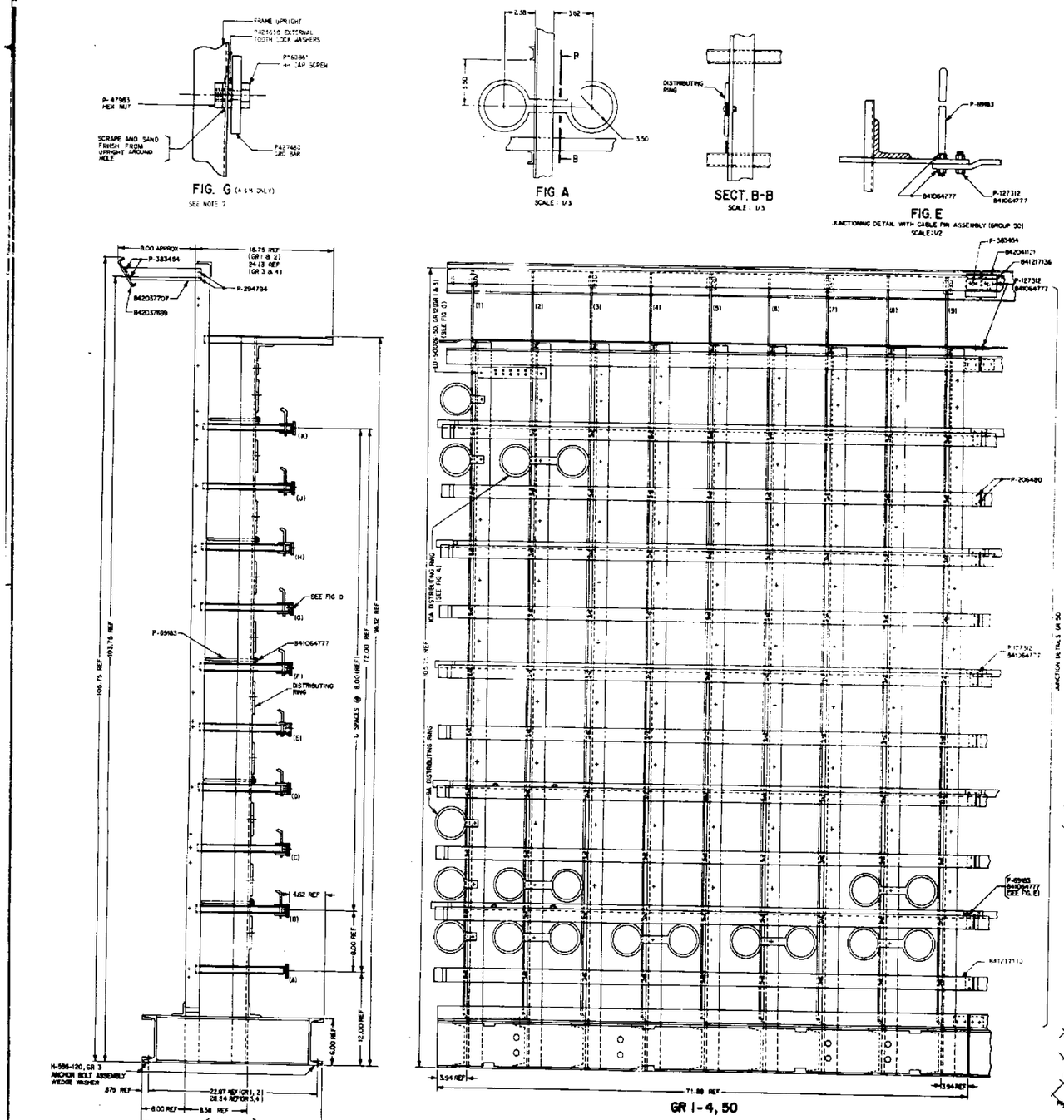

ENGINEERING NOTES (CONTINUED)

52. GROUNDING ARRANGEMENT PER ED-90026-50, GR 12.

53. ORDER GROUNDING ARRANGEMENT FOR GR 1 AND 4 PER ED-90026-50, GR 19; ED-90026-52, GR 7

54. FOR TERMINAL STRIPS USED ON HORIZONTAL SIDE, REFER TO TYPICAL DISTRIBUTING FRAME EQUIPMENT DRAWINGS FOR THE VARIOUS SYSTEMS.

55. ~~FOR ENGINEERING, ORDERING AND INSTALLATION INFORMATION PERTAINING TO PROTECTORS, CONNECTORS, WIRES AND TRUNKS STRIPS, REFER TO ED-90900-70-17.~~

56. FOR METHOD OF CABLING DRAWING SEE ED-3H108-10.

57. FOR NO.3 ESS EQUIPMENT TYPICAL DRAWING SEE ED-3H109-11.

58. THIRTY-SIX JUMPER WIRE RETAINER DETAILS ARE PROVIDED FOR EACH FRAME. SEE FIGURE F. IF ADDITIONAL RETAINING DETAILS ARE REQUIRED FOR SHELF A AND/OR OTHER SHELVES ORDER GROUP 54 AS REQUIRED. (SEE NOTE 6)

59. WIRING FOR GR-53,57,58 & 59 PER SD 3H808-01 (E-3H808-111).

60. FOR FLOOR BOLT HOLE LOCATIONS SEE H-400-079.

61. THIS DRAWING AGREES WITH BSP 233-121-100.

62. THE VERTICAL SIDE OF THIS D.F. IS ARRANGED TO MOUNT 303 TYPE CONNECTORS ONLY.

MANUFACTURING NOTES

1. "S" PARTS NOT ASSEMBLED, SHIPPED SEPARATE (TO JOB SITE IN FIELD).
2. ☒ PARTS REQUIRED FOR INSTALLATION. (AT JOB SITE IN FIELD)
3. ITEMS 98,99,101,102,109,104 & 105 MAY BE OBTAINED FROM KOHON CORPORATION, 1040 W. 12TH STREET, ERIE, PA. OR EQUIVALENT.
4. ITEMS 97,98 & 100 MAY BE OBTAINED FROM GANYMAR ELECTRIC CO., CHICAGO, ILLINOIS OR EQUIVALENT.
5. DISCARD SCREWS (TOO SHORT) OBTAINED WITH SWITCH PLATES FOR KOHON CABLE BOXES AND USE SCREWS PROVIDED WITH STOCKLIST.
6. LOCATE THE 36 JUMPER WIRE RETAINING DETAILS FOR EACH FRAME AS FOLLOWS:
   (A) GROUP 1 OR 3-SHELVES 8 THROUGH K AT VERTICALS 2,4,6 & 8.
   (B) GROUP 2 OR 4-SHELVES 8 THROUGH K AT VERTICALS 1,3,5 & 7.
   (C) OMIT 1 JUMPER WIRE RETAINING DETAILS WHEN LOCATED NEXT TO BRIDGE LIFTER UNIT, ED-3H154-90.
7. PRIOR TO ISSUE 7, ED-97797-70 GR 1 & 3 (ABB) ARE TO BE MODIFIED PER FIG. G.

GR 4	GR 3	GR 2	GR 1	CODE	DESCRIPTION	NOTE	LINE
				C	B	A	COL
36	36	36	36	842037673	JUMPER WIRE RETAINER BRACKET	S	
36	36	36	36	842037681	JUMPER WIRE RETAINER ROD	S	
72	72	72	72	P-400577	HEX HD CAP SCREW 1/4-20X1 1/2	☒	
	1		1	19-9805-B, GR 5	GROUND BAR AND LUG 19-9805-B, GR 5		
80	80	80	80	841064777	HEX NUT 3/8-16		
10	10	10	10	P-383454	HEX NUT 190-24	☒	
90	90	90	90	P-182126	FHM SCREW 216-24 X 7/16		30
10	10	10	10	P-294794	RHM SCREW 190-24 X 5/16	☒	
							35
10	10	10	10		WEDGE WASHER 1 1/4 X 1 1/4 X 3/8 FOR 3/8" BOLT WITH 2" X 1/2" SQUARE HOLE OBTAINED FROM MC MASTER CARR CO. PART NO. 91151 A	☒	
10	10	10	10	H-555-120, GR 3	ANCHOR BOLT ASSEMBLY	☒	20
40	40	40	40	P-69983	CABLE PIN		15
40	40	40	40		9A DISTRIBUTING RING (DOUBLE)		
10	10	10	10		9A DISTRIBUTING RING (SINGLE)		
							50
1	1	1	1	842037699	DESIGNATION BOARD	☒	
5	5	5	5	842037707	DESIGNATION BOARD SUPPORT BRACKET	☒	
8	8	8	8	841204022	CABLE HOLE COVER	☒	
1				842C40503	FRAMEWORK ASSEMBLY		8
	1			842C40495	FRAMEWORK ASSEMBLY		
10	10	10	10	841217110	TERMINAL STRIP MOUNTING		
		1		841217102	FRAMEWORK ASSEMBLY		
			1	841217094	FRAMEWORK ASSEMBLY		1

ENGINEERING NOTES

51. ORDER ONE SET OF JUNCTIONING DETAILS FOR THE JUNCTION BETWEEN EACH FRAME GROUP.

(NOTES CONTINUED ABOVE)

SH NO.	ISSUE	SHEET INDEX
2	10	5 5 7 8 9
1	10	5 6 7 8 9

SCALE: 1/2 UNLESS OTHERWISE SPECIFIED

NOTICE — NOT FOR USE OR DISCLOSURE OUTSIDE THE BELL SYSTEM EXCEPT UNDER WRITTEN AGREEMENT

ISSUE 10

COMMON SYSTEMS
COMBINED DISTRIBUTING FRAME
FOR ESS NO. 3
ASSEMBLY AND STOCKLIST
8-10 HIGH, 2-0 5/8 OR 2-6 WIDE
10 SHELVES ON 8 CENTERS
2-1 OR 2-6 3/8 GUARD RAIL WIDTH
AND BACK COVERS & END GUARD ASSEMBLIES

A T & T CO RATING: STANDARD
WECO RATING: STANDARD

ED-97797-70
2 SHEETS, SHEET 1

WESTERN ELECTRIC

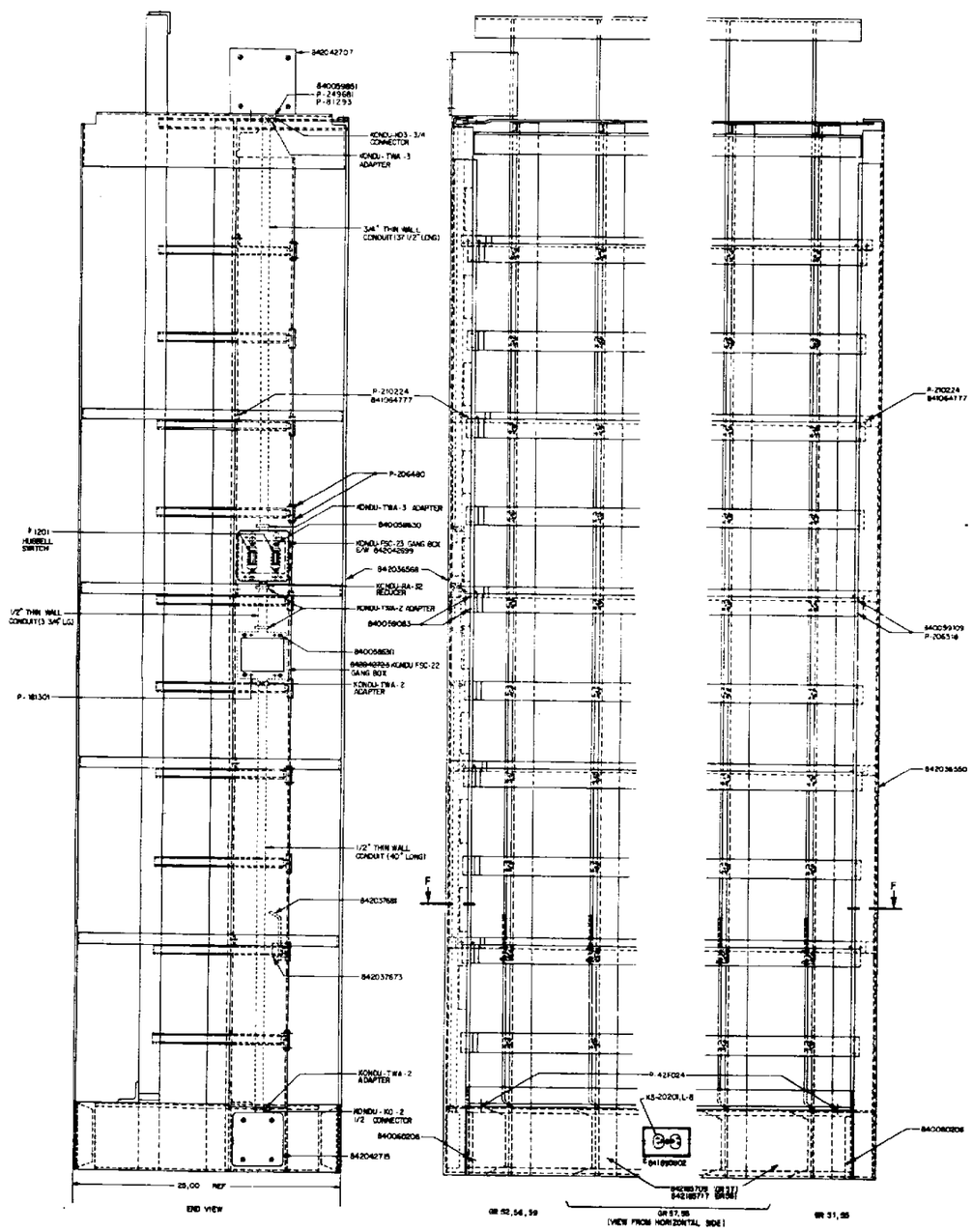
842042707
840059861
P-249681
P-81293
KONDU-403 3/4 CONNECTOR
KONDU-TWA-3 ADAPTER
3/4" THIN WALL CONDUIT (3' 1/2" LONG)
P-210224
841064777
P-206480
KONDU-TWA-3 ADAPTER
840058830
P 1201
HUBBELL SWITCH
KONDU-FSC-23 GANG BOX C/W 842042699
842036568
KONDU-RA-32 REDUCER
KONDU-TWA-2 ADAPTER
840059083
1/2" THIN WALL CONDUIT (3 3/4" LG)
840058831
842042726 KONDU FSC-22 GANG BOX
KONDU-TWA-2 ADAPTER
P-181301
1/2" THIN WALL CONDUIT (40" LONG)
842037681
842037673
KONDU-TWA-2 ADAPTER
KONDU-KO-2 1/2 CONNECTOR
840060206
842042715
25.00 REF
END VIEW
F
F
P-210224
841064777
840059109
P-206516
842036550
P-42F024
KS-2020L-8
840060206
842183709 (FOR GR 57)
842183717 (FOR GR 58)
GR 52,54,59
GR 57,58
(VIEW FROM HORIZONTAL SIDE)
GR 31,55

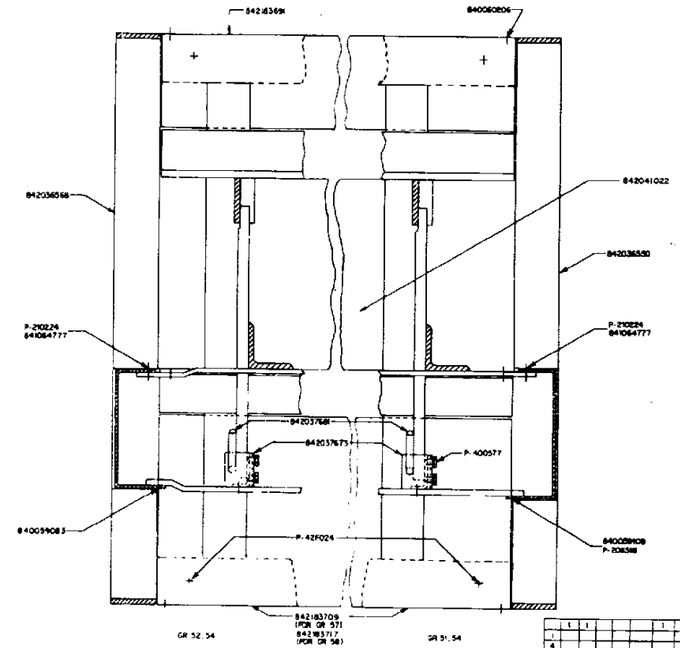
842183691
840060206
842036568
842041022
842036550
P-210224
841064777
P-210224
841064777
842037681
842037673
P-400577
840059083
P-42F024
840058809
P-206588
842183709 (FOR GR 57)
842183717 (FOR GR 58)
GR 52,54
GR 51,54

SECT. F-F

| | | |