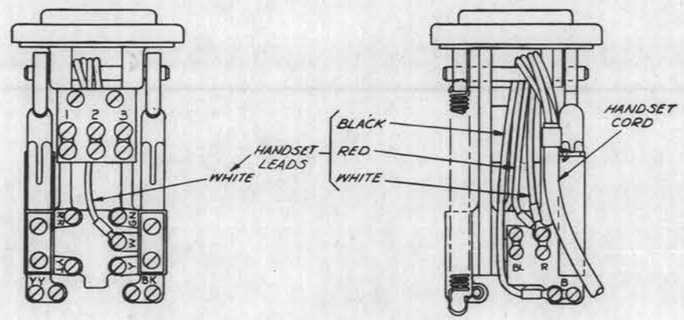

FIG. 1
CORDING FOR MANUAL SERVICE

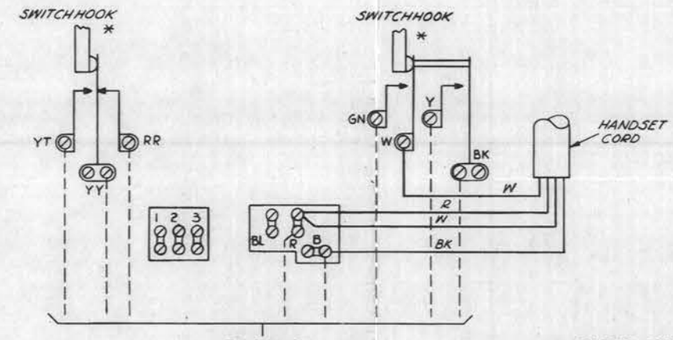

CONNECTIONS FOR MANUAL SERVICE

* CONTACT SEQUENCE

REMOVING HANDSET
1. YT-YY MAKES
2. Y-BK MAKES
3. GN-W MAKES

RESTORING HANDSET
1. GN-W BREAKS
2. Y-BK BREAKS
3. RR-YY MAKES BEFORE YT-YY BREAKS

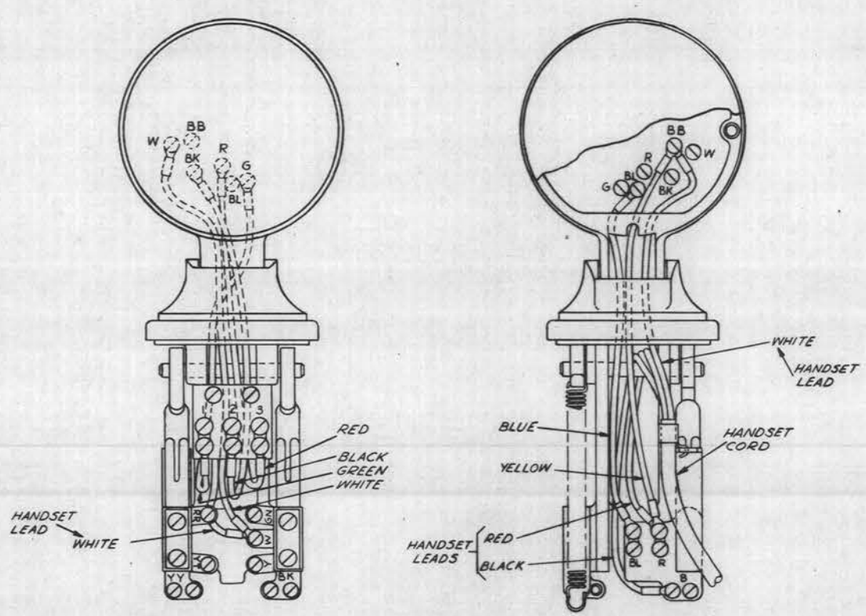

FIG. 2
CORDING FOR DIAL SERVICE

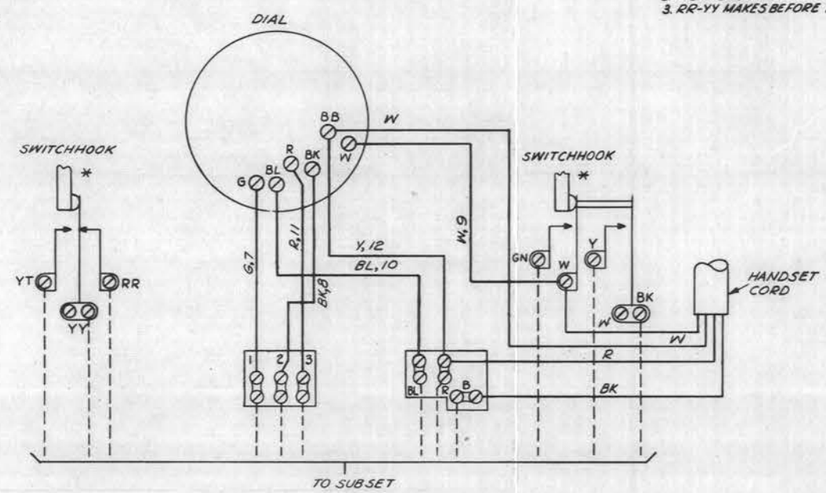

CONNECTIONS FOR DIAL SERVICE

NOTE:
1. ITEM NUMBERS REFERRED TO ARE SPECIFIED IN STOCK LIST OF ASSEMBLY DRAWING LA-540274.

REQ	IDENTIFICATION NO.	DESCRIPTION	REF DESIG	NOTE	ITEM

STOCK LIST

SUPPLEMENTARY DRAWINGS

SIGNIFICANCE OF SYMBOLS AND ITEM NUMBER SUFFIXES

B—PARTIAL ASSEMBLIES OR OTHER DRAWINGS WITH STOCK LISTS
D—PARTS SHIPPED LOOSE
} ITEMS NOT SPECIFIED AS "B" OR "D" PARTS IN ITEM COLUMN ARE INDIVIDUAL ("A") PARTS.

WHERE ITEMS HAVE REFERENCE DESIGNATIONS, THEY MAY BE USED IN LIEU OF ITEM NUMBERS ON THE DELINEATION.
✓ IN "REQ" COLUMN OF STOCK LIST—QUANTITY AS REQUIRED
✓ IN "REQ" COLUMN OF SUPPLEMENTARY DWG LIST—DRAWING REQUIRED
● DENOTES MANUFACTURE DISCONTINUED
■ DENOTES MANUFACTURE LIMITED
AB—DENOTES APPARATUS BOOK DRAWINGS

DIMENSIONS UP TO AND INCLUDING 72 INCHES EXPRESSED IN INCHES. NON-LIMITED DIMENSIONS, OTHER THAN SIZE OF RAW MATERIAL, SHALL BE HELD WITHIN FRACTIONAL DECIMAL

DWG SIZE 6S

A-	
DR. G.A. SANDER	CAJ
DESIGN M.D. HOLMAN	CLB
ISSUE 1 2-21-56	

211 TYPE HAND TEL SET CORDING & WIRING DIAGRAM

SCALE ~

WESTERN ELECTRIC CO. INC. ENGINEER OF MANUFACTURE

BELL TELEPHONE LABORATORIES, INC

LA-567970

/ LA-567970