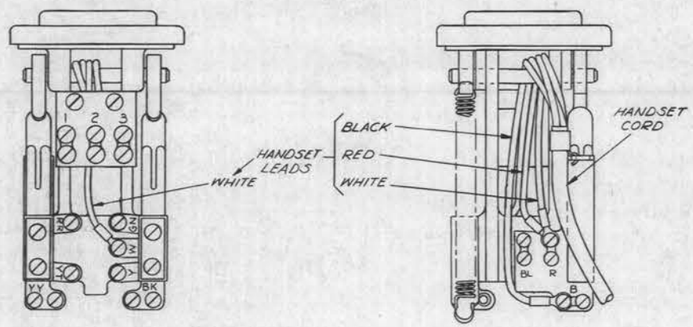


FIG. 1
CORDING FOR MANUAL SERVICE

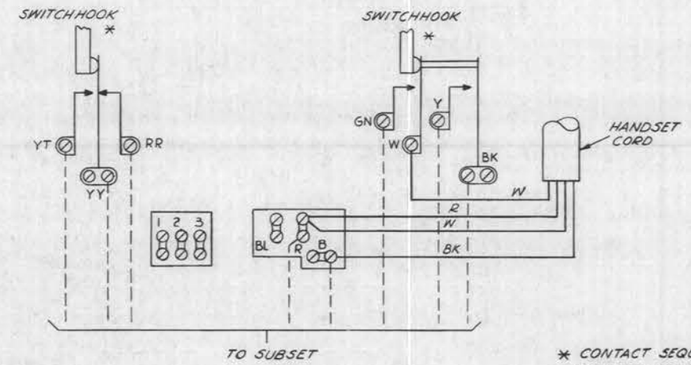


CONNECTIONS FOR MANUAL SERVICE

* CONTACT SEQUENCE

REMOVING HANDSET
1. YT-YY MAKES
2. Y-BK MAKES
3. GN-W MAKES

RESTORING HANDSET
1. GN-W BREAKS
2. Y-BK BREAKS
3. RR-YY MAKES BEFORE YT-YY BREAKS

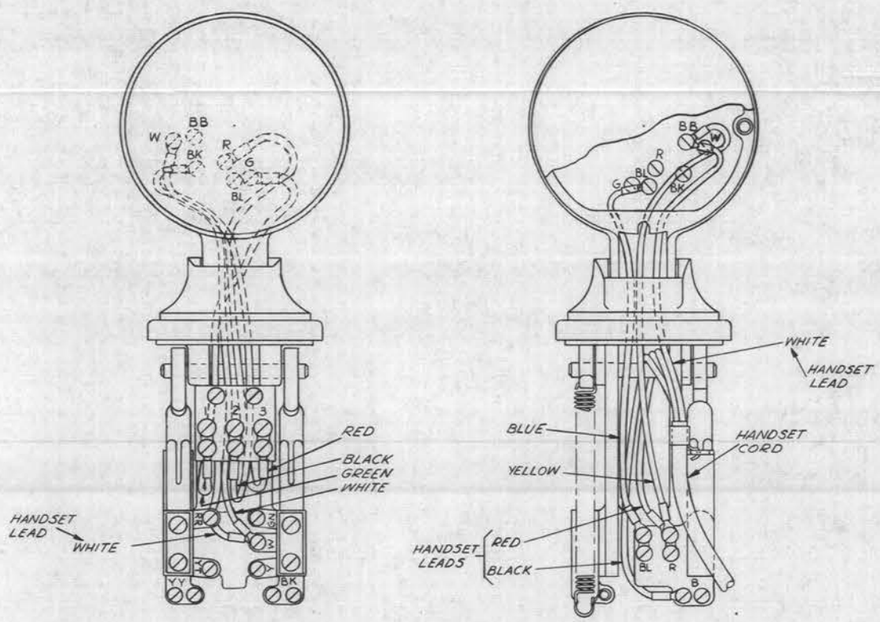


FIG. 2
CORDING FOR DIAL SERVICE

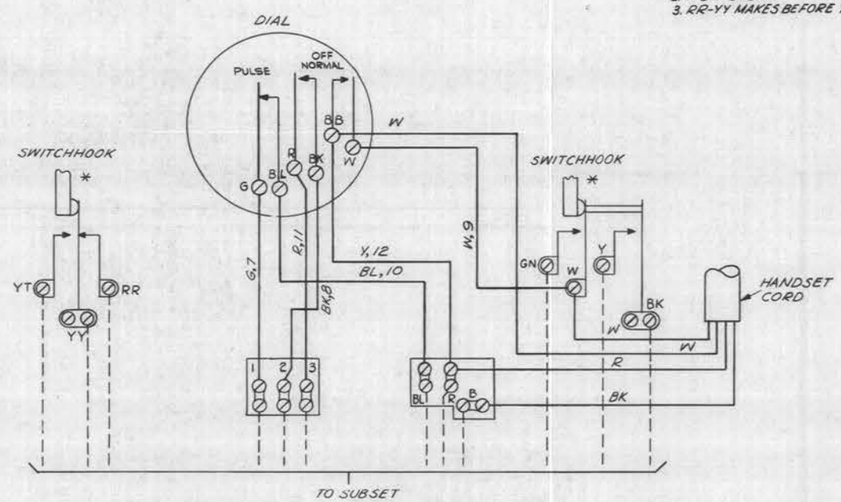


CONNECTIONS FOR DIAL SERVICE

NOTE:
1. ITEM NUMBERS REFERRED TO ARE SPECIFIED IN STOCK LIST OF ASSEMBLY DRAWING LA-540274.

| REQ | IDENTIFICATION NO. | DESCRIPTION | REF. DESIG | NOTE | ITEM |
|---|---|---|---|---|---|

STOCK LIST

SUPPLEMENTARY DRAWINGS

SIGNIFICANCE OF SYMBOLS AND ITEM NUMBER SUFFIXES

B—PARTIAL ASSEMBLIES OR OTHER DRAWINGS WITH STOCK LISTS
D—PARTS SHIPPED LOOSE
} ITEMS NOT SPECIFIED AS "B" OR "D" PARTS IN ITEM COLUMN ARE INDIVIDUAL ("A") PARTS.

WHERE ITEMS HAVE REFERENCE DESIGNATIONS, THEY MAY BE USED IN LIEU OF ITEM NUMBERS ON THE DELINEATION.
✓ IN "REQ" COLUMN OF STOCK LIST—QUANTITY AS REQUIRED
✓ IN "REQ" COLUMN OF SUPPLEMENTARY DWG LIST—DRAWING REQUIRED
⊗ DENOTES MANUFACTURE DISCONTINUED
▩ DENOTES MANUFACTURE LIMITED
AB—DENOTES APPARATUS BOOK DRAWINGS

DIMENSIONS UP TO AND INCLUDING 72 INCHES EXPRESSED IN INCHES. NON-LIMITED DIMENSIONS, OTHER THAN SIZE OF RAW MATERIAL, SHALL BE HELD WITHIN FRACTIONAL DECIMAL

DWG SIZE 6S

A-
DR. G.A. SANDER 2-21-56 CAJ
DRAWN R.D. HOLMAN BWJ CLB
ISSUE 1 2-21-56 DMK
ADDED: CONTACT SPRINGS FOR DIAL IN LOWER RIGHT HAND VIEW.
CHANGED: FIG. 2 WAS SHOWN THUS:

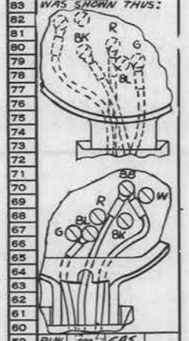


RVW TM G.A.S.
CO-440332 DCM
ISSUE 2 2-21-57

DRAWN 2 LA-567970

211 TYPE HAND TEL SET CORDING & WIRING DIAGRAM

SCALE ~

WESTERN ELECTRIC CO. INC. ENGINEER OF MANUFACTURE

BELL TELEPHONE LABORATORIES, INC

LA-567970

PRINTED IN U.S.A.