




# ASUS U46E-RAL7 Battery Replacement

Battery replacement guide for the ASUS U46E-RAL7.

Written By: Vanessa Ng




## INTRODUCTION

In this guide, the user will be able to follow step-by-step instructions for replacing the battery in his or her ASUS U46E-RAL7 Laptop.




## Step 1 — Battery



- With the laptop battery facing away from you, use your thumbs to push both sliders toward the center of the device. You will hear a soft click. Be careful, the sliders may slide back and pinch your thumbs.

## Step 2



- Push the battery gently away from the device.

To reassemble your device, follow these steps in reverse order.