




# Alcatel One Touch Evolve 2 Battery Replacement

Replace your dying battery to bring the power back to your Alcatel One Touch Evolve 2

Written By: Akira Nakaza



---

## INTRODUCTION


This guide will lay out the steps in replacing the battery for the Alcatel OneTouch Evolve 2.




### TOOLS:

- [iFixit Opening Tools](#) (1)
-

## Step 1 — Battery



 Ensure that the device is turned off prior to disassembling.

- Using a plastic opening tool if necessary, pry open the back casing using the seam opening on the bottom of the device.

## Step 2



- Using a plastic opening tool if necessary, remove the battery from the device.

To reassemble your device, follow these instructions in reverse order.