



Bluetooth earphone Disassembly

how to take apart bluetooth earphones

Written By: Jose A. Loza







TOOLS:

- [X-ACTO Knife](#) (1)
-

Step 1 — taking off the button cover





- with some thin pliers or a blade pry open the button case the 2 pieces should come off with easy

Step 2 — taking apart the earphone





- using some thin tool separate the earphone case
- to expose the speaker just separate it a little wait for the next step

Step 3 — how to expose the speaker



- with the sharp pliers cut away the plastic around the speaker just half way
- push back the black part to have more room to work

Step 4 — how to fully expose the speaker



- take off the cover after cutting it
- with a blade take off the white foam
- after this step the whole earphones should be exposed

these are not instructions to be able to reassemble just to take apart