




Bowers and Wilkins P5 Headphones Earpad Replacement

How to remove the earpads on the Bowers and Wilkins P5 headphones

Written By: Ashley Ryan



INTRODUCTION


Removing the earpads is very easy.

Step 1 — Earpads




- To start, make sure that the headphones are disconnected from any audio source.

Step 2



- Fold the earpads flat.

Step 3



- Pull off the earpad.
- When putting the earpads back on, make sure that the groove in the earpad is facing towards the top of the headphones.

To reassemble your device, follow these instructions in reverse order.