



Classen Sod Cutter SC18AHDCA 2019 Safety Prerequisite

Prerequisite guide only! Safety measures before working on the sod cutter.

Written By: Arthur Shi



INTRODUCTION


This is a prerequisite guide! This guide is part of an another procedure and is not meant to be used alone.





TOOLS:

- [Wheel Chocks](#) (1)
-

Step 1 — Safety precautions



 Before you begin, make sure that the machine is turned off.

 For safety purposes, disconnect the spark plug.

- Grab the plastic housing at the end of the spark plug wire.
- Pull firmly to disconnect the wire from the spark plug.

Step 2



- Place wheel chocks against the roller and rear wheel to prevent the machine from moving.

To reassemble your device, follow these instructions in reverse order.