




Commodore 64 Opening the Case Prerequisite Guide

Procedure for Commodore 64 Opening the Case

Written By: Silvanus Clarke



INTRODUCTION

The Commodore 64, also known as the C64, C-64, C= 64, or occasionally CBM 64 or VIC-64, is an 8-bit home computer introduced in January 1982 by Commodore International.

TOOLS:


- [Phillips #2 Screwdriver](#) (1)
-

Step 1 — Removing screws




- 1. Remove three 6.75mm ph2 screw heads from the casing

Step 2 — Opening



- 2. Split the case of the C64 open by pulling up on the case towards you

 Do not pull too hard that you break the clips.

To reassemble your device, follow these instructions in reverse order.