



Dell Inspiron 11-3147 Fixing no power on issues

Dell Inspiron 3147 issues with not wanting to power on, no visual, no fan or hard drive sounds.

Written By: alarson118



INTRODUCTION

This guide provides the steps needed to put the Power Circuit into the correct state and allowing laptop to power on.



TOOLS:



- [Phillips #0 Screwdriver](#) (1)
 - [Phillips #1 Screwdriver](#) (1)
 - [Heavy-Duty Spudger](#) (1)
-

Step 1 — Remove Back Cover




- (9) 0.7mm Screws holding back cover in place
- Small plastic tabs holding cover in place.

Step 2 — Battery Removal



- (3) 0.4mm screws holding battery in place
- Once screws are removed battery can be safely removed.

Step 3 — CMOS Battery Removal



- Lift battery up and out with plastic spudger.

To reassemble your device, follow these instructions in reverse order.