




Dell Inspiron 15R 5520 Battery Replacement

Easiest way to replace the battery from component.

Written By: Joseph Simplicio




INTRODUCTION

Before removing any parts of the device, be sure to remove the battery for safety reasons.


Step 1 — Battery



 We are removing the battery to avoid the possibility of an electrical discharge when working with this system.

- Flip device on its back displaying the battery.

Step 2



- Place a finger on both latches and push outwards.
- Grab by the lip and pull upwards to remove battery.

To reassemble your device, follow these instructions in reverse order.