





Dell Latitude X300 Battery Replacement


This guide will show how to remove and replace the laptop battery for the Dell Latitude X300.

Written By: Elai Fresco




Step 1 — Battery



 Before removing the battery from the laptop, make sure the power is off.

- Push both battery locking clips outward at the same time.

Step 2



- Slide the battery out of the laptop.

To reassemble your device, follow these instructions in reverse order.