



Disassembling Huawei Ascend Mate Phone MT1-U06 Touch Screen

I tried to dissassembly of this broken phone, but I stopped...

Written By: Mr Drap



INTRODUCTION



I tried to dissassembly of this broken phone, but I stopped...

Step 1 — Disassembling Huawei Ascend Mate Phone MT1-U06 Touch Screen




- The cover is easy to take off with a little unscrew.

Step 2



- Unplug every connector and unscrew the three green screws

Step 3



- I don't know how to follow :(

Step 4



- Insert wisdom here.

To reassemble your device, follow these instructions in reverse order.