



# Disassembling Nokia 1600 (RH-44) made by Nokia

Voila comment démonter ce mobile pour pouvoir le réparer.

Written By: SpOOn3R



---

# INTRODUCTION

Démontage très simple et rapide, pas de recommandations particulières.

---



## TOOLS:

- [Metal Spudger Set](#) (1)
  - [T6 Torx Screwdriver](#) (1)
-

## Step 1 — Nokia 1600 (RH-44)



- Insert wisdom here.



## Step 2



- Insert wisdom here.





### Step 3



- Insert wisdom here.

### Step 4



- Insert wisdom here.

## Step 5



- Insert wisdom here.

To reassemble your device, follow these instructions in reverse order.