



# Disassembling Samsung Galaxy S5

hard to disassembly

Written By: bomb



# INTRODUCTION

Consult the [official iFixit S5 repair manual](#) for in-depth step-by-step guides.



## TOOLS:



- [Phillips #00 Screwdriver](#) (1)
  - [Phillips #000 Screwdriver](#) (1)
  - [iFixit Opening Picks set of 6](#) (1)
  - [Spudger](#) (1)
  - [iFixit Opening Tools](#) (1)
-

## Step 1 — Disassembling Samsung Galaxy S5





- Insert wisdom here.

## Step 2





- Insert wisdom here.

## Step 3





- Insert wisdom here.

## Step 4






- Insert wisdom here.

## Step 5






- Insert wisdom here.

## Step 6



- Insert wisdom here.

## Step 7



- Insert wisdom here.

To reassemble your device, follow these instructions in reverse order.