





# Equity Alarm Clock 13014 Setting Knob Replacement

Written By: Kate Hedberg




## Step 1 — Setting Knob



- After removing the three screws on the back cover you can work inside the clock to fix the alarm knob.

## Step 2



- Because the alarm knob is attached to the wiring box you need to remove the whole box to replace the knob with a new one

To reassemble your device, follow these instructions in reverse order.