




Eyeglasses Teardown

to fix the frame around the lenses of the glasses

Written By: Briquel Patenaude



INTRODUCTION


you will learn how to glue and fix a pair of eyeglasses



TOOLS:

- [Mako Driver Kit - 64 Precision Bits](#) (1)
 - [Vise](#) (1)
-

Step 1 — Eyeglasses Teardown




- first unscrew all screws from both sides of the glasses
- Next insert the old lense (or new one depending on how damage old one was)

Step 2



- Now glue the two broken pieces together and hold together for about 30 seconds to 1 minute

Step 3



- (Optional) place glasses in between a vice and secure to make glasses fitted nice and tug. Keep glasses in vice until fully dried
- once glue is fully dried carefully place screws back into place and tighten them all the way