



GUACAMOLE Missing a step

Written By: JUNIOR AVOCADO ENGINEER

Fix Your StuffRight to RepairParts & Tools

Search

ViewOptions

← AVOCADO Moving Parts RESEARCH LAB TEAM

IntroductionDetailsGuide Steps

Editing Step 1 – Guide steps

Your changes were saved. You can [insert a new step](#) after this one, [view the guide](#) this step belongs to, or [keep editing](#).

Step Type: Image Media

- On the guide steps tab
- Go to steps

Save

Delete Step

+ Insert Step

« IntroductionNext »

Your contributions are licensed under the open source Creative Commons license.

Steps

Privacy

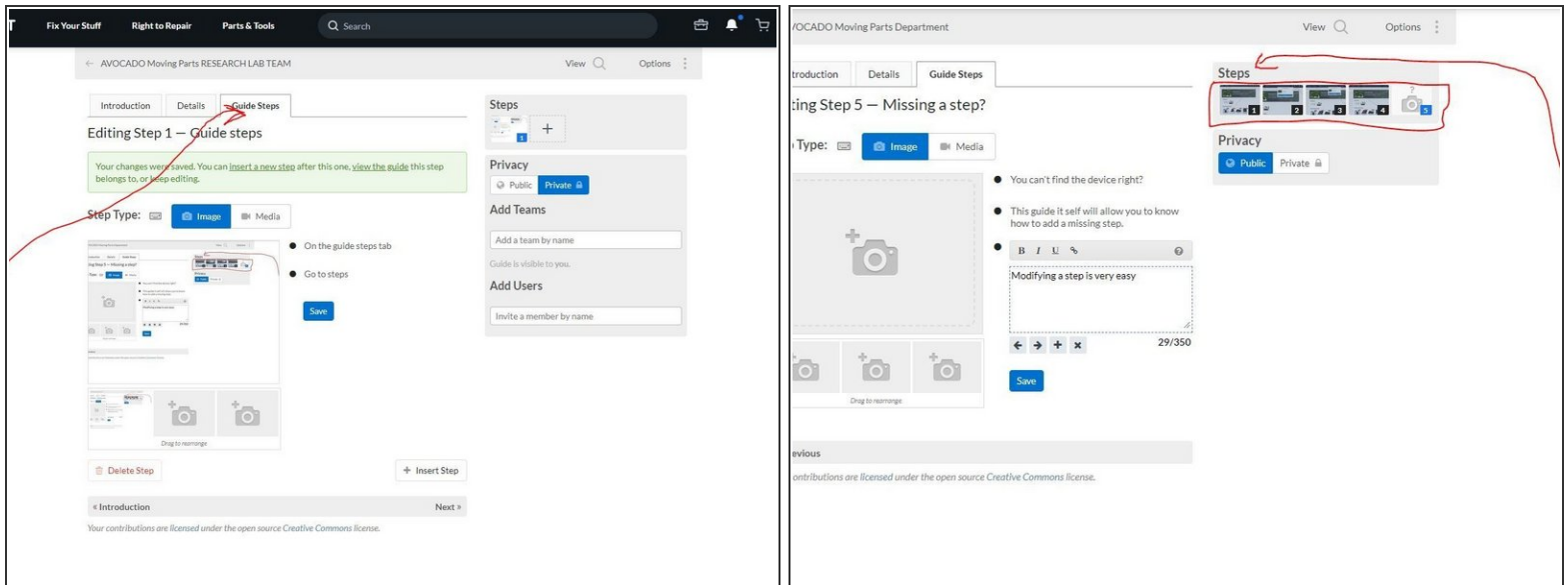
Add Teams

Add Users

INTRODUCTION

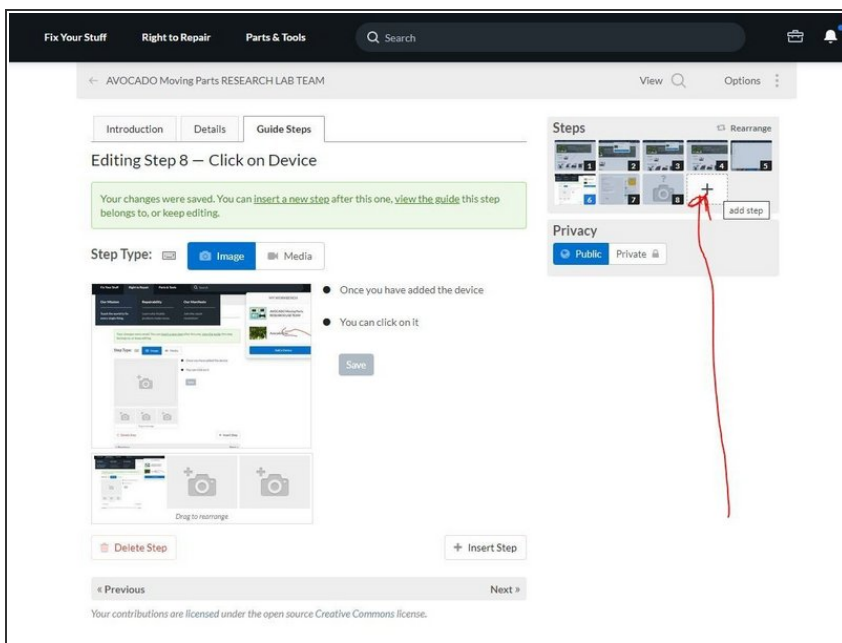
This is a very short guide that allows you to add a missing step.

Step 1 — Guide steps



- On the guide steps tab
- Go to steps

Step 2 — Add a step



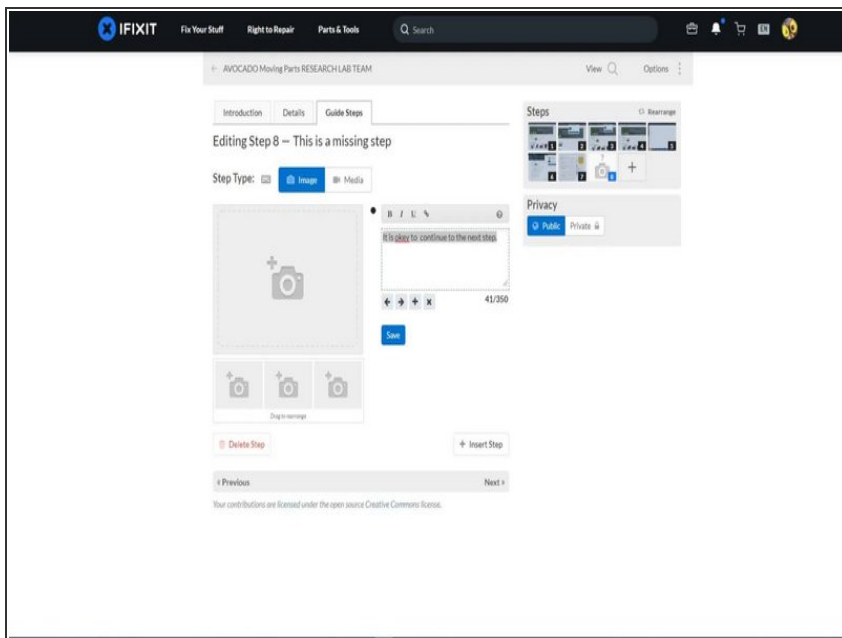
- Click on the + step window

Step 3 — Add the info to your step



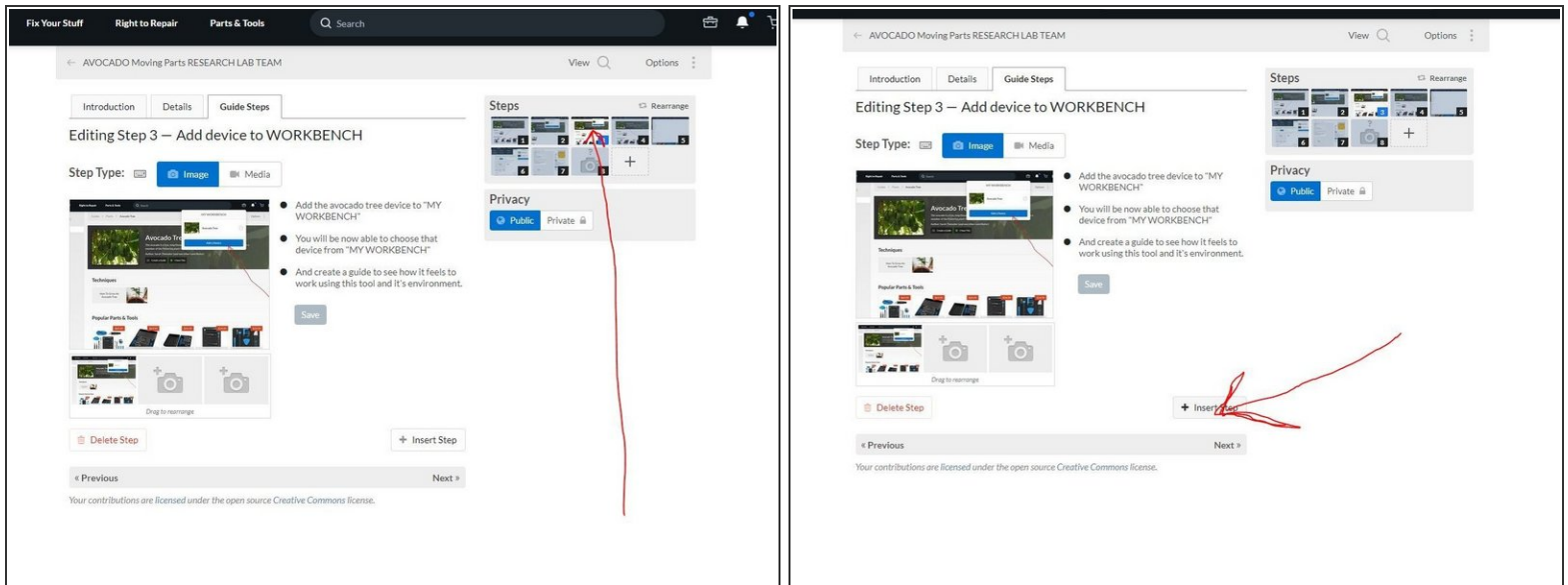
- Write the information and add the images are missing to follow this step.

Step 4 — Rearranging



- Once your step is finished
- Click on Save
- If you don't save you won't be able to rearrange
- Click on rearrange
- Click on the last step that should be the new, and drag and drop where you want it.

Step 5 — Add step without "Rearrange"



- Don't worry where has been created the step. You will be able to drag the step to where you need it.
- If you want exactly after the step you want and you want to save the step of rearrange. Follow the steps of the images of this step.

To reassemble your device, follow these instructions in reverse order.