



HP Beats Special Edition 15-p390nr Battery Replacement

This guide will accomplish the replacement of your HP battery.

Written By: Deziree Mascarenas



INTRODUCTION


If you find yourself needing to replace your HP Beats Special Edition 15-p390nr battery use this guide to help walk you through the process successfully.





PARTS:

- [HP VI04 Replacement Laptop Battery](#) (1)
-

Step 1 — Battery




 Turn computer off before starting.

- Turn the computer over and slide the battery latch to the left to help partially release the battery.
-  The battery latch is symbolized with a battery icon.

Step 2



- Lift the battery to remove it.
-  Once new battery is placed into the slot, press down on battery until you hear a “click”.

To reassemble your device, follow these instructions in reverse order.