



# HP Compaq 6910p Battery Replacement

This guide outlines how to replace the battery of this device.

Written By: Tyler Fricks



---

## INTRODUCTION

Removing and replacing the battery is a very simple process. Only thumbs are required to replace this item.




### PARTS:

- [HP Compaq 6910p Battery](#) (1)
-






## Step 1 — Battery



- Flip the laptop upside down so the battery compartment is facing up.
- Place your thumbs on the battery release tabs

## Step 2



- With your left thumb, slide the first release tab to the left.
- With your right thumb, slide the second release tab to the left.
- Push the battery forward to fully remove the battery.

To reassemble your device, follow these instructions in reverse order.