



HP Envy 5660 Scanner Cover Replacement

How to replace the scanner cover for the HP Envy 5660.

Written By: Ryan Steakley



INTRODUCTION




The scanner cover of the HP Envy 5660 covers the printer and can be lifted to access the scanning portion. This replacement guide goes over the steps necessary to replace this piece.

Step 1 — Scanner Cover



- Open the cover on the top of the printer.

Step 2



- Take the cover off by popping the cover's hinges from the rest of the printer.

To reassemble your device, follow these instructions in reverse order.