




# HP G62 347NR Battery Replacement

This guide will show users how to replace the device battery.

Written By: McKenzi Morris



---

## INTRODUCTION


This guide will teach users how to replace an HP G62-347NR battery.



### PARTS:


- [HP MU09XL Replacement Laptop Battery](#) (1)
-

## Step 1 — Battery



- ⚠ Make sure the device is turned off before removing the battery to avoid loss or corruption of files.
- Turn the device over so the bottom is facing up.
- Slide the battery release to the left until you hear a click.
- Once you hear a click, the battery will have been released from the battery compartment.

## Step 2



- Remove the battery, carefully, from the compartment.

To reassemble your device, follow these instructions in reverse order.