




# HP Mobile Thin Client mt41 Key Replacement

If you're having trouble with sticking or blocked keyboard keys, this guide will show you how to replace individual keys.

Written By: Robert Miller



---

## INTRODUCTION



If you're having trouble with sticking or blocked keyboard keys, this guide will show you how to replace individual keys.



### TOOLS:

- [iFixit Opening Tools](#) (1)
-

## Step 1 — Key



- Using the blue IFixit opening tool, get under the selected key.
- Pry the key up and off. There will be a clicking sound and the key will come off.
- With your replacement key, press the key into place and the new key will now be fixed to the keyboard.

To reassemble your device, follow these instructions in reverse order.