



HP Pavilion 17-g192dx Battery Replacement

HP Pavilion 17-g192dx Battery Replacement guide

Written By: Dominic Perito



INTRODUCTION

The HP Pavilion is equipped with a rechargeable battery. Due to the battery's limited lifespan, replacement is necessary.


Step 1 — Battery



⚠ Turn off the laptop.

- Slide the battery lock to the right until you see the open lock symbol.



Step 2



- Slide the battery release to the left until the battery pops up.

ⓘ This may require significant force.

Step 3



- Lift the battery up.

To reassemble your device, follow these instructions in reverse order.