



HTC One Remix SIM Card Replacement

Use this guide to replace the SIM card on your HTC One remix.

Written By: Marcos Loza



INTRODUCTION



This guide will take you through the process of replacing the SIM card in an HTC One Remix.



TOOLS:


- [SIM Card Eject Tool](#) (1)
-

Step 1 — SIM Card



- Insert the SIM card eject tool or a paperclip into the small hole in the SIM card tray, located on the upper left hand side of the phone.
- Press to eject the tray.
- ⓘ This may require a significant amount of force.

Step 2



- Remove the SIM card tray assembly from the HTC One Remix.

To reassemble your device, follow these instructions in reverse order.