



How to ajust the chain tension ?

Written By: iRobot



Ouvrir et vérifier le contenu de l'emballage


INTRODUCTION



TOOLS:

- <https://www.leroymerlin.fr/v3/p/produits/cle-6-pans-1-2-longue-355-mm-12-6-17-19-et-21-mm-e1400764524> (1)
-

Step 1 — Package Opening




- Open your packaging and verify that all items are present

Step 2 — Brake checking



- Check that the brake is not on by

Step 3 — Carten opening



- Open the carter with the tool....

Step 4




- Insert wisdom here.

Step 5 — Chain positionning



- Make sure to put the chain around the

Step 6



- Insert wisdom here.

Step 7



- Insert wisdom here.

Step 8



- Insert wisdom here.

Step 9




- Insert wisdom here.

Step 10



- Insert wisdom here.

Step 11



- Insert wisdom here.

Step 12



- Insert wisdom here.