



How to Repair A Wet Book

How to repair wavy wet book pages.

Written By: Lizzy Cox



INTRODUCTION

Do you have a textbook that got drenched in the rain on your way to class? Did you accidentally spill water on your library book? Did you drop your favorite book in the bathtub? If so, this fast fix will guide you through the steps towards repairing it to its original condition.



TOOLS:

- [Paper Towels](#) (1)
 - [Fan](#) (1)
 - [Ziplock Bags](#) (1)
[Optional]
 - [Wooden board](#) (1)
 - [Heavy Books](#) (2)
 - [Newspapers](#) (2)
[Optional]
 - [Plastic sheeting](#) (1)
-

Step 1 — How to Repair A Wet Book




- ⚠ Be cautious when handling wet books, as books are very fragile when wet and you can accidentally damage front cover, pages, and/or spine.
- ℹ If you do not have time to fix it, immediately put it in a Ziplock bag and place in freezer until you're ready. When you are ready to fix it, lay it on the table and leave it until it thaws.
- Cover table with plastic sheet or newspapers.

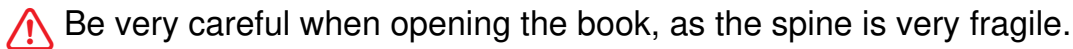
Step 2



- Lay the book down with the front cover facing up. Place a paper towel over the cover and gently press down on the book.

Step 3



 Be very careful when opening the book, as the spine is very fragile.

- Gently opening the book to a shallow angle, place paper towels every 10-20 pages in the front half of the book. Place a paper towel on the front cover and press down gently.

Step 4



- Similarly to step 3, open the book to a shallow angle gently and place paper towels every 10-20 pages in the last half of the book. Place a paper towel on the front cover and press down.

Step 5



- Stand the book up, heads or tails, with the pages fanned out.

Step 6




- To speed up the drying process, leave a fan blowing on it.

Step 7



- If when the book is dry the pages are wavy, lay the book flat and place a board on top of it and a couple heavy books on the board to help flatten them out. Leave this until the pages are flattened.

Step 8



- Great job! The book is now restored to its original condition. Happy reading!