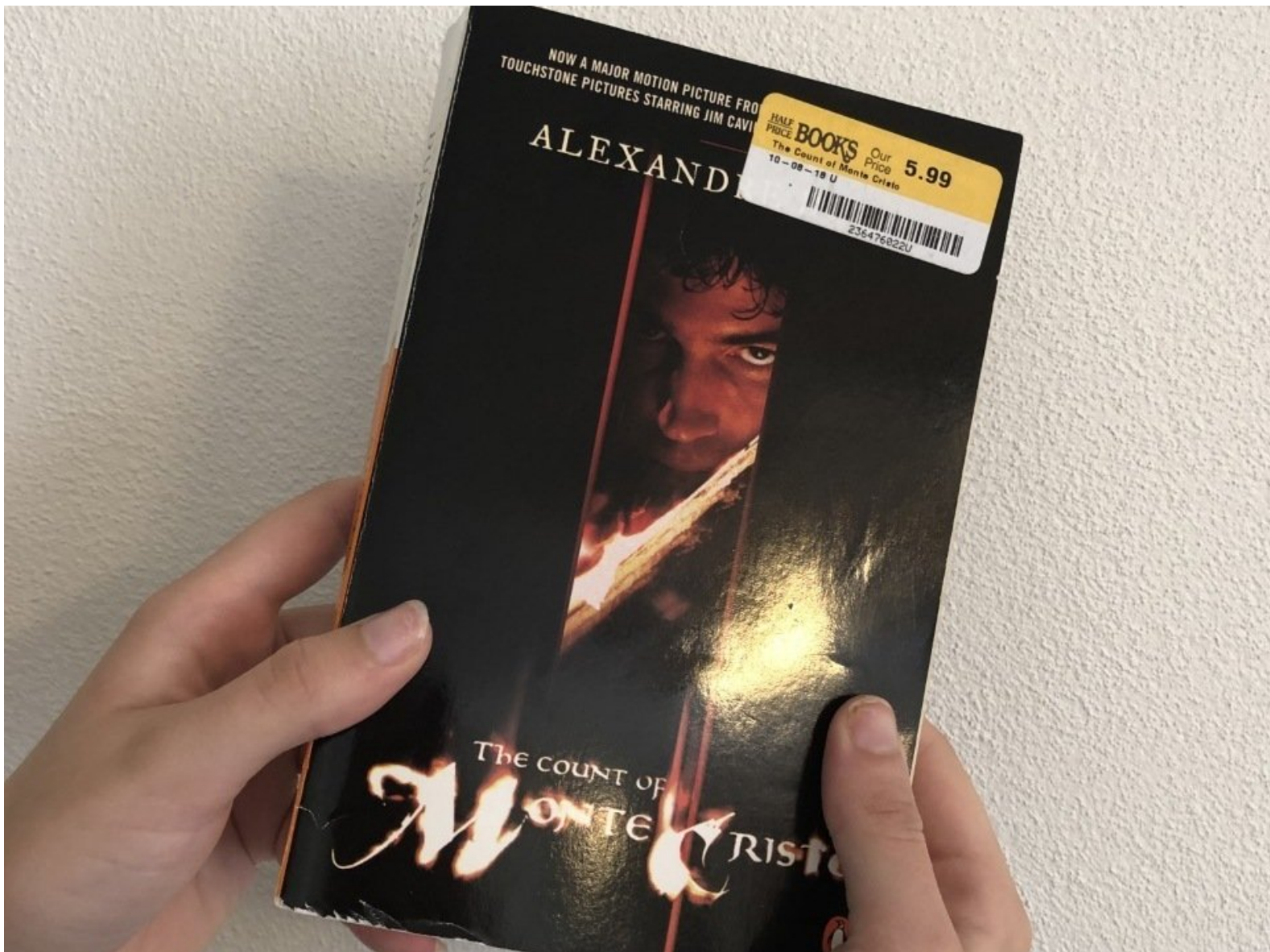





How to Repair a Water-Damaged Book

This guide will show users how to properly dry a book that has accidentally gotten wet in order to prevent further damage.

Written By: Claire Jennings



Step 1 — How to Repair a Water-Damaged Book



- Insert wisdom here.

Step 2



- Wipe excess water off of cover of the book.

Step 3



- Use blotting paper or paper towels to blot water from pages

Step 4



- Stand book on its spine.

Step 5




- Stick paper towels in between each of the pages and replace as necessary.

Step 6



- Place book in sunlight or near a fan.

Step 7



- Let book set for at least 24 hours to air dry.

To reassemble your device, follow these instructions in reverse order.