




How to clean the Magnavox MWD200F optical lens

This guide will show you how to clean the optical lens inside the DVD player.

Written By: Brian



**TOOLS:**

- [Cotton Swabs](#) (1)

**PARTS:**

- [High Content Rubbing Alcohol](#) (1)

Step 1 — How to remove Magnavox MWD200F cover




- Using a Philips screwdriver, remove the two screws on the top of the device, towards the back.

Step 2




- Remove the plastic cover by pulling up on the back and away from the faceplate.

Step 3



- Remove the faceplate by unclipping the latches on the bottom of the device.
- Once it's unlatched, pull the faceplate off.

Step 4 — How to clean the Magnavox MWD200F optical lens



- Locate the optic lens in the middle of the disc drive. Dip a cotton swab in rubbing alcohol and use it to lightly wipe the lens. After the lens is clear of dust and debris, wait a few minutes to let it air dry.