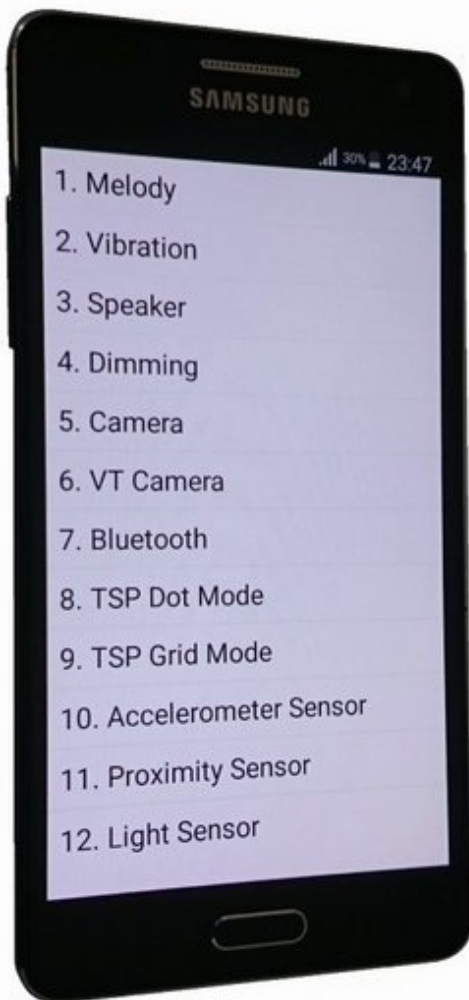




How to find hidden service test menu for Samsung galaxy S6, S5, S4, A7, A5, A3

Samsung Galaxy S6 S5 S4 A7 A5 A3 Hidden Service Test Menu

Written By: ZFix



Samsung GALAXY

A3 A5 A7

S4 S5 S6

hidden test menu

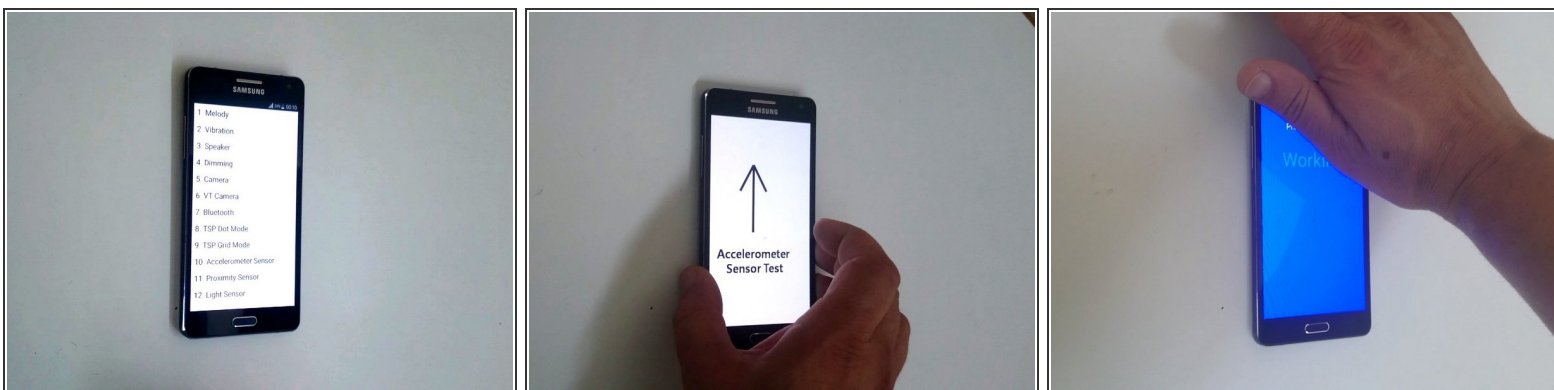
INTRODUCTION

If you want to test your Samsung Galaxy, you can do this with the Service Test menu.

There are two Test menus.

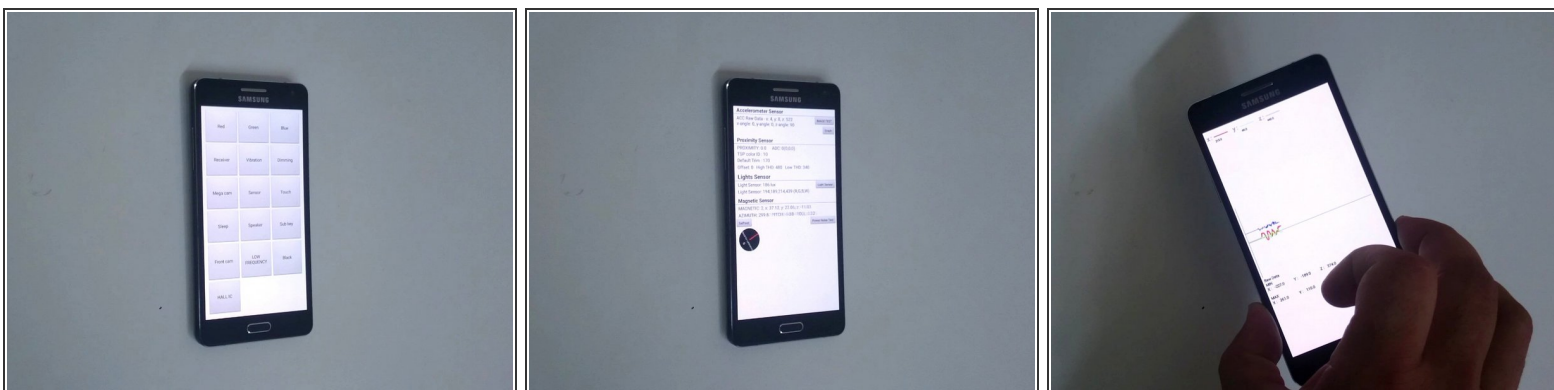
[video: <https://www.youtube.com/watch?v=GK9sq3N3IBE>]

Step 1 — TEST MENU - 1



- From the dialer app enter this code:
 - ***#7353#**
- Now you can check the Light and Proximity sensors, Accelerometer, Touch screen, Main Camera and so on.

Step 2 — TEST MENU - 2



- Enter this code:
 - ***#0*#**
- This menu is similar to the previous one.

To reassemble your device, follow these instructions in reverse order.