




How to fix Nikon D3000 shutter release button error

This guide is intended to show the steps necessary to possibly resolve the error message: "Press Shutter Release Button Again".

Written By: Josh



INTRODUCTION

There is a gear motor that controls the tripping of the shutter release mechanism. Over time, the gear either gets too tight to flip or becomes contaminated with dust. In this case, the gear just need some light lubrication to restore it back to normal.



TOOLS:



- [Phillips #00 Screwdriver](#) (1)
 - [Lubricant](#) (1)
 - [Spudger](#) (1)
-

Step 1 — How to fix Nikon D3000 shutter release button error



- Remove six 3 mm x 2.5 mm Phillips head screws from the bottom right back of the camera bottom.
- Remove three 3 mm x 5.5 mm from the bottom left of the camera bottom.
- Lift the battery cover and remove two 3 mm x 5.5 mm screws from the bottom left of the camera.
- ⓘ Remove the screws from the bottom of the case to access the shutter gear.

Step 2



- i** The second picture shows the bottom plate removed, but this is not necessary and requires intensive disassembling of the camera.
- Blow out the red gear wheel to clean the wheel from any possible dust or debris.
 - Lubricate the red wheel to lessen the stiffness of the wheel's motion and rotate with the black plastic prying tool.

To reassemble your device, follow these instructions in reverse order.