



# How to fix scratches in the screen of a macbook

Ive got a lot of scratches in my macbook retina mid 2012 display after some time. Apple exchanged the display once but the next time they avoid the fix. So I did it by my own. You just need toothpaste, a old toothbrush and some soft cloth (tissue)

Written By: mojografx



---

# INTRODUCTION

How to fix your macbook retina scratches on the screen

---



## TOOLS:

- [Toothbrush](#) (1)
  - [Microfiber Cleaning Cloths](#) (1)
-

## Step 1 — How to Fix your Macbook screen with Toothpaste



- This is a guide how I fixed the scratches in my screen.


## Step 2 — what do you need?



- You just need some toothpaste, an old toothbrush and some soft cloth. I used tissue.



### Step 3 — Fix your scratches





- Add some toothpaste on the screen, deal it out with the toothbrush and polish the screen with the soft cloth. You may need to add a very little water to the cloth if the toothpaste gets to sticky.

### Step 4 — Step by step Video I made to show you the results.



- [How to video I made](#)

## Step 5 — The result



- No scratches. Everything looks nice again.

To reassemble your device, follow these instructions in reverse order.