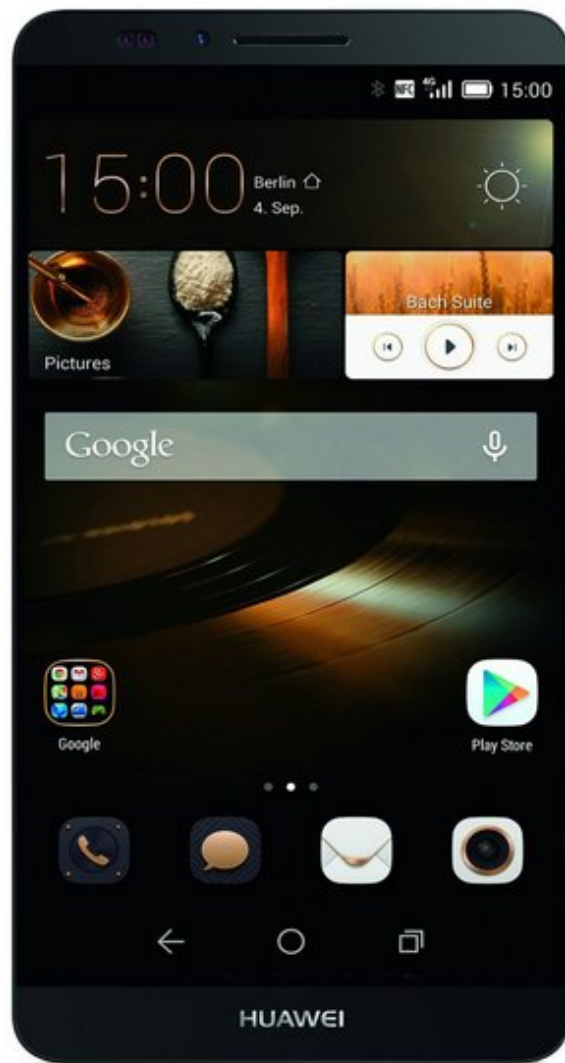




# Huawei Ascend Mate 7 Disassembly

You cannot replace the display glass. You must replace the whole display Unit. I will show you how to do this.

Written By: Mike



---

## INTRODUCTION



I bought a Huawei Ascend Mate 7 with display Glass broken. In delivery there was a Glass only. So I tried to replace it, without tear down the whole Phone. The conclusion: The Display Panel was destroyed, because the display Glass is sticky to the display Panel!



### TOOLS:

- [Phillips #00 Screwdriver](#) (1)
  - [iFixit Opening Tools](#) (2)
  - [Plastic Cards](#) (2)
  - [Hair Dryer](#) (1)
-

## Step 1 — Huawei Ascend Mate 7 Disassembly



- Motherboard

## Step 2



- All Parts fully teardowned

To reassemble your device, follow these instructions in reverse order.