




# Huawei P10 Lite SIM Card Tray Replacement

This guide shows you how to remove the SIM card tray from the Huawei P10 Lite.

Written By: Tobias Isakeit



---

## INTRODUCTION

Use this guide to remove the SIM card tray of your Huawei P10 Lite.



---



### TOOLS:

- [SIM Card Eject Tool](#) (1)
-

## Step 1 — SIM Card Tray



- Use a SIM card removal bit or tool and push it into the small hole in the SIM card tray.
- Remove the SIM card tray.

To reassemble your device, follow these instructions in reverse order.