



# IT-8000 Series Power Box Disassembly

This Guide will show you how to open the Power Box .

Written By: Nick






## TOOLS:

- [Phillips #2 Screwdriver](#) (1)
-


## Step 1 — IT-8000 Series Power Box Disassembly




- i Before continuing please unplug chair from the power outlet and move to the rear of the chair .
- Remove all 3 screws .
- These plastic tabs need to be lined up when reattaching the cover , be careful as they can break easily if forced .
- ⚠ This cover may require a little pull to get off . DON'T force it as it is plastic.

## Step 2



 You are done !

 please note that this is an 8500 shown here in the guide and the boards will look different on the 8800. Still the same process for removing the cover.

To reassemble your device, follow these instructions in reverse order.