



Kapla Cabin

build kapla


Written By: Andrew



INTRODUCTION




intro

Step 1 — Kapla Cabin




- Get the box full of Kapla pieces.

Step 2



- Stack the pieces with an overlap on the end of the piece.

Step 3



- Stack a bit more..... these should be equal to the length of one piece on its end.

Step 4



- This is the final product.

To reassemble your device, follow these instructions in reverse order.