




# Kyocera Hydro Vibe External Buttons Replacement

Written By: Ethan Milelr



## Step 1 — External Buttons



- Remove back cover


## Step 2



- Remove internal back cover




### Step 3



- Locate and remove broken button

### Step 4



- Put in new button

## Step 5



- put covers back and close the phone

To reassemble your device, follow these instructions in reverse order.