




Kyocera Opal S14 Motherboard Replacement

This guide will show you how to remove the motherboard from the front casing of the phone.

Written By: Erica





TOOLS:


- [iFixit Opening Tools](#) (1)
-

Step 1 — Rear Case




- Wedge the opening device into the side crease of the phone.

Step 2



- Slide the opening device downward to dis-join the rear casing from the front casing. Continue around all edges.

Step 3



- Remove the back casing from the front casing. Force may be necessary.

To reassemble your device, follow these instructions in reverse order.