




LG Optimus L9 P769 Front Speaker Replacement

This guide will allow you to remove the front speaker if it malfunctions or becomes inoperable.

Written By: Paul



INTRODUCTION


In order to complete this guide you must have lifted the motherboard from the phone.



TOOLS:


- [iFixit Opening Tools](#) (1)
-

Step 1 — Front Speaker



- Pry the storage unit off until it comes loose and the motherboard can be lifted from the frame.

Step 2 — Remove the Front Speaker



- Pry the front speaker from the frame until it becomes loose enough to remove.

To reassemble your device, follow these instructions in reverse order.