




# LG VX8560 Keypad Replacement

This guide will help you install the keypad

Written By: Jack Foley






## TOOLS:

- [iFixit Opening Tools](#) (1)
  - [Phillips #00 Screwdriver](#) (1)
-

## Step 1 — Keypad




- Follow the general disassembly guide found at [General Disassembly LG VX8560](#)

## Step 2



- Locate the number keypad on the interior cover of the phone.

## Step 3



- Gently press keypad from the cover frame and remove from the cover

To reassemble your device, follow these instructions in reverse order.