



Lenovo A7-50 A3500 Battery Replacement

Replacing the battery in a A3500

Written By: Stefan K





TOOLS:

- small cross screw driver, plastic opening tool (1)



PARTS:

- Battery (1)

Step 1 — Battery




- Remove SD and SIM card from device

Step 2




- Remove screw with a simple coss screwdriver

Step 3



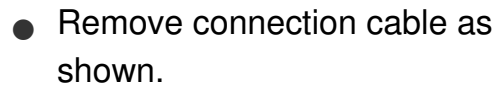
- Remove cover. Starting from the point where you removed the screw.
- Disassemble cover clockwise.

Step 4

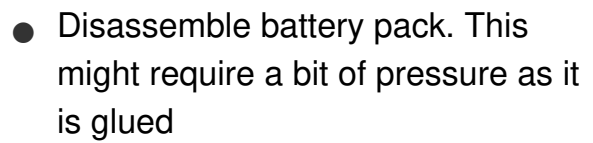


- Remove screw with simple screw driver
- Remove metal holder as shown in picture

Step 5



Step 6



To reassemble your device, follow these instructions in reverse order.